

2016



West New York Parking Authority Budget

wnyparkingauthority.org

Department Of



Community
Affairs

*Adopted
copy*

Division of Local Government Services

*9
1/21/16*

2016 AUTHORITY BUDGET

Certification Section

2016

**WEST NEW YORK PARKING
AUTHORITY BUDGET**


FISCAL YEAR: FROM JANUARY 1, 2016 TO DECEMBER 31, 2016

For Division Use Only

CERTIFICATION OF APPROVED BUDGET

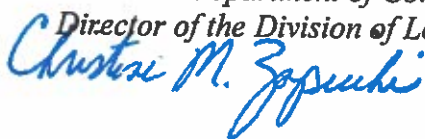
It is hereby certified that the approved Budget made a part hereof complies with the requirements of law and the rules and regulations of the Local Finance Board, and approval is given pursuant to N.J.S.A. 40A:5A-11.

*State of New Jersey
Department of Community Affairs
Director of the Division of Local Government Services*

By:  Date: 11/17/15

CERTIFICATION OF ADOPTED BUDGET

It is hereby certified that the adopted Budget made a part hereof has been compared with the approved Budget previously certified by the Division, and any amendments made thereto. This adopted Budget is certified with respect to such amendments and comparisons only.

*State of New Jersey
Department of Community Affairs
Director of the Division of Local Government Services*


By: _____ Date: 11/21/14

2016 PREPARER'S CERTIFICATION

WEST NEW YORK PARKING

AUTHORITY BUDGET

FISCAL YEAR: FROM: January 1, 2016 TO: December 31, 2016

It is hereby certified that the Authority Budget, including both the Annual Budget and the Capital Budget/Program annexed hereto, represents the members of the governing body's resolve with respect to statute in that: all estimates of revenue are reasonable, accurate and correctly stated; all items of appropriation are properly set forth; and in itemization, form and content, the budget will permit the exercise of the comptroller function within the Authority.

It is further certified that all proposed budgeted amounts and totals are correct. Also, I hereby provide reasonable assurance that all assertions contained herein are accurate and all required schedules are completed and attached.

Preparer's Signature:	<i>Linda Kish</i>		
Name:	Linda Kish		
Title:	Chief Financial Officer		
Address:	224 60 th Street West New York, NJ 07093		
Phone Number:	201-295-1575	Fax Number:	201-869-6637
E-mail address	lkish@wnypanj.com		

2016 APPROVAL CERTIFICATION


WEST NEW YORK PARKING

AUTHORITY BUDGET

FISCAL YEAR: FROM: January 1, 2016 TO: December 31, 2016

It is hereby certified that the Authority Budget, including all schedules appended hereto, are a true copy of the Annual Budget and Capital Budget/Program approved by resolution by the governing body of the West New York Parking Authority, at an open public meeting held pursuant to N.J.A.C. 5:31-2.3, on the 20th day of October, 2015.

It is further certified that the recorded vote appearing in the resolution represents not less than a majority of the full membership of the governing body thereof.

Officer's Signature:			
Name:	James Cryan		
Title:	Secretary		
Address:	224 60 th Street West New York, NJ 07093		
Phone Number:	201-295-1575	Fax Number:	201-869-6637
E-mail address	jcryan@wnypanj.com		

INTERNET WEBSITE CERTIFICATION

Authority's Web Address: wnyparkingauthority.org

All authorities shall maintain either an Internet website or a webpage on the municipality's or county's Internet website. The purpose of the website or webpage shall be to provide increased public access to the authority's operations and activities. N.J.S.A. 40A:5A-17.1 requires the following items to be included on the Authority's website at a minimum for public disclosure. Check the boxes below to certify the Authority's compliance with N.J.S.A. 40A:5A-17.1.

- A description of the Authority's mission and responsibilities
- Commencing with 2013, the budgets for the current fiscal year and immediately preceding two prior years
- The most recent Comprehensive Annual Financial Report (Unaudited) or similar financial information
- Commencing with 2012, the annual audits of the most recent fiscal year and immediately two prior years
- The Authority's rules, regulations and official policy statements deemed relevant by the governing body of the authority to the interests of the residents within the authority's service area or jurisdiction
- Notice posted pursuant to the "Open Public Meetings Act" for each meeting of the Authority, setting forth the time, date, location and agenda of each meeting
- Beginning January 1, 2013, the approved minutes of each meeting of the Authority including all resolutions of the board and their committees; for at least three consecutive fiscal years
- The name, mailing address, electronic mail address and phone number of every person who exercises day-to-day supervision or management over some or all of the operations of the Authority
- A list of attorneys, advisors, consultants and any other person, firm, business, partnership, corporation or other organization which received any remuneration of \$17,500 or more during the preceding fiscal year for any service whatsoever rendered to the Authority.

It is hereby certified by the below authorized representative of the Authority that the Authority's website or webpage as identified above complies with the minimum statutory requirements of N.J.S.A. 40A:5A-17.1 as listed above. A check in each of the above boxes signifies compliance.

Name of Officer Certifying compliance

James Cryan

Title of Officer Certifying compliance

Secretary

Signature



RESOLUTION 015-058

**RESOLUTION OF THE WEST NEW YORK PARKING AUTHORITY
APPROVING 2016 ANNUAL BUDGET AND CAPITAL BUDGET PROGRAMS**

FISCAL YEAR: From January 1, 2016 to December 31, 2016

MOTIONED BY: *Vice Chairman Alvarez*

SECONDED BY: *Commissioner Corderas*

WHEREAS, the West New York Parking Authority (hereinafter the "Authority") is a public body corporate and politic of the State of New Jersey, duly formed under the Parking Authority Law, N.J.S.A. 40:11A-1 et seq., and possesses the powers as set forth therein; and

WHEREAS, the Authority is empowered to adopt the within Resolution pursuant to and under the Parking Authority Law, N.J.S.A. 40:11A-1 et seq.

WHEREAS, the Annual Budget and Capital Budget for the West New York Parking Authority for the fiscal year beginning January 1, 2016 and ending December 31, 2016, has been presented before the governing body of the West New York Parking Authority at its open public meeting of October 20, 2015; and

WHEREAS, the Annual Budget as introduced reflects Total Revenues of \$2,672,100, Total Appropriations, including any Accumulated Deficit if any, of \$2,672,100 and Total Unrestricted Net Position utilized of \$-0-; and

WHEREAS, the Capital Budget as introduced reflects Total Capital Appropriations of \$600,000 and Total Unrestricted Net Position planned to be utilized as funding thereof, of \$150,000; and

WHEREAS, the schedule of rates, fees, and other charges in effect will produce sufficient revenues, together with all other anticipated revenues to satisfy all obligations to the holders of bonds of the Authority, to meet operating expenses, capital outlays, debt service requirements, and to provide for such reserves, all as may be required by law, regulation or terms of contracts and agreements; and

WHEREAS, the Capital Budget/Program, pursuant to N.J.A.C. 5:31-2, does not confer any authorization to raise or expend funds; rather it is a document to be used as part of the said Authority's planning and managing objectives. Specific authorization to expend funds for the purposes described in this section of the budget must be granted elsewhere; by bond resolution, by a project financing agreement, by resolution appropriating funds from the Renewal and Replacement Reserve or other means provided by law.

NOW, THEREFORE BE IT RESOLVED, by the governing body of the West New York Parking Authority, at an open public meeting held on October 20, 2015, that the

Annual Budget, including all related schedules, and the Capital Budget/ Program of the West New York Parking Authority for the fiscal year beginning January 1, 2016, and ending December 31, 2016, is hereby approved; and

BE IT FURTHER RESOLVED, that the anticipated revenues as reflected in the Annual Budget are of sufficient amount to meet all proposed expenditures/expenses and all covenants, terms and provisions as stipulated in the said Authority's outstanding debt obligations, capital lease arrangements, service contracts, and other pledged agreements; and

BE IT FURTHER RESOLVED, that the governing body of the West New York Parking Authority will consider the Annual Budget and Capital Budget/Program for adoption on December 15, 2015.



(Secretary's Signature)


10/20/15
(Date)



James Cryan, Executive Director


Dated: October 20, 2015

APPROVED AS TO LEGAL FORM



WHIPPLE AZZARELLO, LLC
GENERAL COUNSEL

APPROVED AS TO AVAILABILITY OF FUNDS



DONOHUE, GIRONDA & DORIA
CERTIFYING FINANCIAL OFFICER

VOTING RECORD

Dated: October 20, 2015

	Yes	No	Abstain	Absent
Chairman Sonny Arya	✓			
Commissioner Armando Alvarez	✓			
Commissioner Sixto Cardenas	✓			
Commissioner Adam Cruz	✓			
Commissioner Anthony Gomez	✓			

Dated: October 20, 2015

I certify that the above record is an accurate recitation of the votes cast by the Board of Commissioners of West New York Parking Authority.



James Cryan, West New York Parking Authority


2016 ADOPTION CERTIFICATION

WEST NEW YORK PARKING

AUTHORITY BUDGET

FISCAL YEAR: FROM: January 1, 2016 TO: December 31, 2016

It is hereby certified that the Authority Budget and Capital Budget/Program annexed hereto is a true copy of the Budget adopted by the governing body of the West New York Parking Authority, pursuant to N.J.A.C. 5:31-2.3, on the 15th day of, December, 2015.

Officer's Signature:			
Name:	James Cryan		
Title:	Secretary		
Address:	224 60 th Street West New York, NJ 07093		
Phone Number:	201-295-1575	Fax Number:	201-869-6637
E-mail address	jcryan@wnypanj.com		



RESOLUTION 015-066
RESOLUTION OF THE WEST NEW YORK PARKING AUTHORITY
ADOPTING THE 2016 ANNUAL OPERATING BUDGET AND CAPITAL BUDGET
PROGRAMS

FISCAL YEAR: From January 1, 2016 to December 31, 2016

MOTIONED BY: *Vice Chairman Alvarez*
SECONDED BY: *Commissioner Cordova*

WHEREAS, the Annual Budget and Capital Budget/Program for the West New York Parking Authority for the fiscal year beginning January 1, 2016 and ending, December 31, 2016 has been presented for adoption before the governing body of the West New York Parking Authority at its open public meeting of December 15, 2015; and

WHEREAS, the Annual Budget and Capital Budget as presented for adoption reflects each item of revenue and appropriation in the same amount and title as set forth in the introduced and approved budget, including all amendments thereto, if any, which have been approved by the Director of the Division of Local Government Services; and

WHEREAS, the Annual Budget as presented for adoption reflects Total Revenues of \$2,672,100, Total Appropriations, including any Accumulated Deficit, if any, of \$2,672,100 and Total Unrestricted Net Position utilized of \$-0-; and

WHEREAS, the Capital Budget as presented for adoption reflects Total Capital Appropriations of \$600,000 and Total Unrestricted Net Position planned to be utilized of \$150,000; and

NOW, THEREFORE BE IT RESOLVED, by the governing body of West New York Parking Authority, at an open public meeting held on December 15, 2015 that the Annual Budget and Capital Budget/Program of the West New York Parking Authority for the fiscal year beginning, January 1, 2016 and, ending, December 31, 2016 is hereby adopted and shall constitute appropriations for the purposes stated; and

BE IT FURTHER RESOLVED, that the Annual Budget and Capital Budget/Program as presented for adoption reflects each item of revenue and appropriation in the same amount and title as set forth in the introduced and approved budget, including all amendments thereto, if any, which have been approved by the Director of the Division of Local Government Services.

BE IT FURETHER RESOLVED, that this Resolution shall take effect immediately.



James Cryan, Executive Director

Dated: December 15, 2015

APPROVED AS TO LEGAL FORM

John Azzarello
WHIPPLE AZZARELLO, LLC
GENERAL COUNSEL

APPROVED AS TO AVAILABILITY OF FUNDS

Linda Kusi
DONOHUE, GIRONDA & DORIA
CERTIFYING FINANCIAL OFFICER

VOTING RECORD

Dated: December 15, 2015

	Yes	No	Abstain	Absent
Chairman Sonny Arya	✓			
Commissioner Armando Alvarez	✓			
Commissioner Sixto Cardenas	✓			
Commissioner Adam Cruz	✓			
Commissioner Anthony Gomez				✓

Dated: December 15, 2015

I certify that the above record is an accurate recitation of the votes cast by the Board of Commissioners of West New York Parking Authority.

Jmg
James Cryan, West New York Parking Authority

2016 AUTHORITY BUDGET
Narrative and Information Section

2016 AUTHORITY BUDGET MESSAGE & ANALYSIS WEST NEW YORK PARKING

AUTHORITY BUDGET

FISCAL YEAR: FROM: January 1, 2016 TO: December 31, 2016

Answer all questions below. Attach additional pages and schedules as needed.

1. Complete a brief statement on the 2016 proposed Annual Budget and make comparison to the 2015 adopted budget for each operation. Explain any variances over +/-10% for each line item by operation. Explanations of variances should include a description of the reason for the increase/decrease in the budgeted line item, not just an indication of the amount and percent of the change. Attach any supporting documentation that will help to explain the reason for the increase/decrease in the budgeted line item. For example, if anticipated service charges have increased 15% due to an increase in rates, provide a copy of the resolution authorizing the rate increase.

The 2016 proposed budget is \$163,700 (6.5%) greater than the 2015 budget.

2016 administration fringe benefits is \$28,606 (25.8%) lower than 2015. This is a result of two employees being reclassified from administration to cost of providing services.

2016 administration other is \$83,553 (23%) higher than 2015. The line item for insurance was increased in 2016 for two reasons: 1) 2015 was under-budgeted, and 2) additional coverage was purchased so as to better protect the Authority's assets. Also included within administration other is credit card fees which were increased as the Authority anticipates online payments being accepted for its various permits in 2016.

2016 cost of providing services salary & wages is \$87,808 (23.3%) higher than 2015 and fringe benefits is \$39,502 (14.3%) higher than 2015. These increases were the result of two employees being reclassified from administration to cost of providing services. Also, in 2016 the Authority plans on hiring additional part-time employees as needed.

Included in 2016 cost of providing services is \$100,000 for meter upgrades, and \$70,000 for license plate recognition software. Neither of these items were included in the 2015 budget. Included in the 2015 budget were \$90,000 for vehicles and \$65,000 for pay stations. These items are being budgeted in the capital budget in 2016. 2016 parking lot improvements is \$30,000 less than 2015, as the Authority plans to repave all of its parking lots in 2016 (Capital Budget) and therefore expects to spend less on repair and maintenance of lots in 2016.

2. Complete a brief statement on the impact the proposed Annual Budget will have on Anticipated Revenues, especially service charges and on the general purpose/component unit financial statements. Explain significant increases or decreases, if any. An increase or decrease is considered significant if it is over +/-10% from the current year adopted budget.

2016 revenue from permits is \$200,500 (28.5%) higher than 2015. 2016 revenue estimates were based on 2015 collections which were much higher than the amount budgeted in 2015. During 2015 the Authority installed a new pay station machine for the purchase of visitor permits.

2016 other non-operating revenue includes a concession fee of \$48,600 for the placement of recycling bins within the Authority's lots.

2016 non-operating revenue from escrow funds proceeds is \$115,000 (53.5%) lower than 2015. The escrow fund was established with unspent bond proceeds to be used only for principal and/or interest payments due on the Authority's 2006 bonds. With the additional revenues expected as described above, the Authority was able to reduce the amount needed from the escrow fund.

3. Describe the state of the local/regional economy and how it may impact the proposed Annual Budget, including the planned Capital Budget/Program.

No material impact is expected on the local economy.

4. Describe the reasons for utilizing Unrestricted Net Position in the proposed Annual Budget, i.e. rate stabilization, debt service reduction, to balance the budget, etc. If the Authority's budget anticipates a use of Unrestricted Net Position, this question must be answered.

The Authority is using \$150,000 of Unrestricted Net Position for its 2016 Capital Budget.

5. Identify any sources of funds transferred to the County/Municipality as a budget subsidy or a shared service and explain the reason for the transfer (i.e.: to balance the County/Municipality budget, etc.).

The Authority and the Town of West New York have a shared service agreement for the use of a Qualified Purchasing Agent. The Authority has budgeted \$21,000 for those services in 2016.

6. The proposed budget must not reflect an anticipated deficit from 2016 operations. If there exists an accumulated deficit from prior years' budgets (and funding is included in the proposed budget as a result of a prior deficit) explain the funding plan to eliminate said deficit (N.J.S.A. 40A:5A-12). If the Authority has a net deficit reported in its most recent audit, it must provide a deficit reduction plan in response to this question.

Not applicable.

7. Attach a schedule of the Authority's existing rate structure (connection fees, parking fees, service charges, etc.) and a schedule of the proposed rate structure for the upcoming fiscal year. Explain any proposed changes in the rate structure and attach the resolution approving the change in the rate structure, if applicable.

See attached.

8. Attach a copy of the Authority's most recent Annual Operating Data submission to the Municipal Securities Rulemaking Board's Electronic Municipal Marketplace Access (EMMA) under the Authority's Continuing Disclosure Agreements for any debt issuances outstanding. Examples of Annual Operating Data may include sewer and water billings; parking rents and collections; number of customers; number of available parking spaces; etc. See Local Finance Notice 2014-9 for more information.

Under the Authority's Continuing Disclosure Agreement for its 2006 Bonds, the Authority is not required to submit Annual Operating Data. The Authority is only required to file material event notices.

2016 AUTHORITY BUDGET MESSAGE & ANALYSIS
West New York Parking
Existing Rate Structure – Parking Fees

Metered parking:		
	Bergenline Avenue and surrounding areas, and lots	\$0.25 for 20 minutes
	All other areas	\$0.25 for 30 minutes
Permits:		
	Lots	\$75 per month/\$200 per quarter
	62 nd Street Garage	\$115 per month/\$1,200 per year
	Filmore Place Garage	\$255 per quarter
	Park Avenue Garage	\$150 per month
	Residential	\$10 per year
	Professional	\$25 for 6 months
	Visitor – Monthly	\$30 per month
	Visitor – Weekly	\$10 per week
	Visitor – Daily	\$3 for a 24 hour period
	Commercial plate	\$150 for 2 months
	Out of State	\$25 per month

AUTHORITY CONTACT INFORMATION 2016

Please complete the following information regarding this Authority. All information requested below must be completed.

Name of Authority:	West New York Parking Authority		
Federal ID Number:	22-1772259		
Address:	224 60 th Street		
City, State, Zip:	West New York	NJ	07093
Phone: (ext.)	201-295-1575	Fax:	201-869-6637

Preparer's Name:	Linda Kish		
Preparer's Address:	224 60 th Street		
City, State, Zip:	West New York	NJ	07093
Phone: (ext.)	201-295-1575	Fax:	201-869-6637
E-mail:	lkish@wnypanj.com		

Chief Executive Officer:	James Cryan		
Phone: (ext.)	201-295-1575	Fax:	201-869-6637
E-mail:	jcryan@wnypanj.com		

Chief Financial Officer:	Linda Kish		
Phone: (ext.)	201-295-1575	Fax:	201-869-6637
E-mail:	lkish@wnypanj.com		

Name of Auditor:	Robert D'Uva		
Name of Firm:	Mendonca & Partners		
Address:	1030 Salem Road		
City, State, Zip:	Union	NJ	07083
Phone: (ext.)	908-352-9797	Fax:	908-351-4520
E-mail:	rduva@mpecpallc.com		

AUTHORITY INFORMATIONAL QUESTIONNAIRE

WEST NEW YORK PARKING AUTHORITY

FISCAL YEAR: FROM: January 1, 2016 TO: December 31, 2016

Answer all questions below completely and attach additional information as required.

- 1) Provide the number of individuals employed in calendar year 2014 as reported on the Authority's Form W-3, Transmittal of Wage and Tax Statements: 34
- 2) Provide the amount of total salaries and wages for calendar year 2014 as reported on the Authority's Form W-3, Transmittal of Wage and Tax Statements: \$612,328.98
- 3) Provide the number of regular voting members of the governing body: 5
- 4) Provide the number of alternate voting members of the governing body: 0
- 5) Did any person listed on Page N-4 have a family or business relationship with any other person listed on Page N-4 during the current fiscal year? NO *If "yes," attach a description of the relationship including the names of the individuals involved and their positions at the Authority.*
- 6) Did all individuals that were required to file a Financial Disclosure Statement for the current fiscal year because of their relationship with the Authority file the form as required? YES *If "no," provide a list of those individuals who failed to file a Financial Disclosure Statement and an explanation as to the reason for their failure to file.*
- 7) Does the Authority have any amounts receivable from current or former commissioners, officers, key employees or highest compensated employees? NO *If "yes," attach a list of those individuals, their position, the amount receivable, and a description of the amount due to the Authority.*
- 8) Was the Authority a party to a business transaction with one of the following parties:
 - a. A current or former commissioner, officer, key employee, or highest compensated employee? NO
 - b. A family member of a current or former commissioner, officer, key employee, or highest compensated employee? NO
 - c. An entity of which a current or former commissioner, officer, key employee, or highest compensated employee (or family member thereof) was an officer or direct or indirect owner? NO*If the answer to any of the above is "yes," attach a description of the transaction including the name of the commissioner, officer, key employee, or highest compensated employee (or family member thereof) of the Authority; the name of the entity and relationship to the individual or family member; the amount paid; and whether the transaction was subject to a competitive bid process.*
- 9) Did the Authority during the most recent fiscal year pay premiums, directly or indirectly, on a personal benefit contract? A personal benefit contract is generally any life insurance, annuity, or endowment contract that benefits, directly or indirectly, the transferor, a member of the transferor's family, or any other person designated by the transferor. NO *If "yes," attach a description of the arrangement, the premiums paid, and indicate the beneficiary of the contract.*
- 10) Explain the Authority's process for determining compensation for all persons listed on Page N-4. Include whether the Authority's process includes any of the following: 1) review and approval by the commissioners or a committee thereof; 2) study or survey of compensation data for comparable positions in similarly sized entities; 3) annual or periodic performance evaluation; 4) independent compensation consultant; and/or 5) written employment contract. The Executive Director's compensation is specified in his written employment contract, which was approved by the Authority's Board of Commissioners.
- 11) Did the Authority pay for meals or catering during the current fiscal year? YES. The Authority paid a total of \$191.33 during 2015 for lunch for the employees for Administrative Professionals Day and in recognition of Labor Day.

- 12) Did the Authority pay for travel expenses for any employee or individual listed on Page N-4? **YES.** The Authority paid the following travel expenses for the Executive Director to attend the International Parking Institute Conference in July 2015: Airfare - \$613.02, Lodging - \$752.32, Transfers - \$26.84, for a total of \$1,392.18.
- 13) Did the Authority provide any of the following to or for a person listed on Page N-4 or any other employee of the Authority:
- a. First class or charter travel **NO**
 - b. Travel for companions **NO**
 - c. Tax indemnification and gross-up payments **NO**
 - d. Discretionary spending account **NO**
 - e. Housing allowance or residence for personal use **NO**
 - f. Payments for business use of personal residence **NO**
 - g. Vehicle/auto allowance or vehicle for personal use **YES.** The Executive Director receives an auto allowance of \$450 per month in accordance with the terms of his employment contract.
 - h. Health or social club dues or initiation fees **NO**
 - i. Personal services (i.e.: maid, chauffeur, chef) **NO**
- If the answer to any of the above is "yes," attach a description of the transaction including the name and position of the individual and the amount expended.*
- 14) Did the Authority follow a written policy regarding payment or reimbursement for expenses incurred by employees and/or commissioners during the course of Authority business and does that policy require substantiation of expenses through receipts or invoices prior to reimbursement? **YES** *If "no," attach an explanation of the Authority's process for reimbursing employees and commissioners for expenses.*
- 15) Did the Authority make any payments to current or former commissioners or employees for severance or termination? **YES.** The former Director of Administration/Project Manager was paid \$1,539 in severance pay in May 2015.
- 16) Did the Authority make any payments to current or former commissioners or employees that were contingent upon the performance of the Authority or that were considered discretionary bonuses? **NO** *If "yes," attach explanation including amount paid.*
- 17) Did the Authority comply with its Continuing Disclosure Agreements for all debt issuances outstanding by submitting its audited annual financial statements, annual operating data, and notice of material events to the Municipal Securities Rulemaking Board's Electronic Municipal Marketplace Access (EMMA) as required? **YES**
- 18) Did the Authority receive any notices from the Department of Environmental Protection or any other entity regarding maintenance or repairs required to the Authority's systems to bring them into compliance with current regulations and standards that it has not yet taken action to remediate? **NO** *If "yes," attach explanation as to why the Authority has not yet undertaken the required maintenance or repairs and describe the Authority's plan to address the conditions identified.*
- 19) Did the Authority receive any notices of fines or assessments from the Department of Environmental Protection or any other entity due to noncompliance with current regulations (i.e.: sewer overflow, etc.)? **NO** *If "yes," attach a description of the event or condition that resulted in the fine or assessment and indicate the amount of the fine or assessment.*

**AUTHORITY SCHEDULE OF COMMISSIONERS, OFFICERS, KEY EMPLOYEES,
HIGHEST COMPENSATED EMPLOYEES AND INDEPENDENT CONTRACTORS
WEST NEW YORK PARKING AUTHORITY**

FISCAL YEAR: FROM: January 1, 2016 TO: December 31, 2016

Complete the attached table for all persons required to be listed per #1-4 below.

- 1) List all of the Authority's current commissioners and officers and amount of compensation from the Authority and any other public entities as defined below. Enter zero if no compensation was paid.
- 2) List all of the Authority's key employees and highest compensated employees other than a commissioner or officer as defined below and amount of compensation from the Authority and any other public entities.
- 3) List all of the Authority's **former** officers, key employees and highest compensated employees who received more than \$100,000 in reportable compensation from the Authority and any other public entities during the most recent fiscal year completed.
- 4) List all of the Authority's **former** commissioners who received more than \$10,000 in reportable compensation from the Authority and any other public entities during the most recent fiscal year completed.

Commissioner: A member of the governing body of the authority with voting rights. Include alternates for purposes of this schedule.

Officer: A person elected or appointed to manage the authority's daily operations at any time during the year, such as the chairperson, vice-chairperson, secretary, or treasurer. For the purposes of this schedule, treat the authority's top management official and top financial official as officers. A member of the governing body may be both a commissioner and an officer for the purposes of this schedule.

Key employee: An employee or independent contractor of the authority (other than a commissioner or officer) who meets both of the following criteria:

- a) The individual received reportable compensation from the authority and other public entities in excess of \$150,000 for the most recent fiscal year completed; and
- b) The individual has responsibilities or influence over the authority as a whole or has power to control or determine 10% or more of the authority's capital expenditures or operating budget.

Highest compensated employee: One of the five highest compensated employees or independent contractors of the authority other than current commissioners, officers, or key employees whose aggregate reportable compensation from the authority and other public entities is greater than \$100,000 for the most recent fiscal year completed.

Compensation: All forms of cash and non-cash payments or benefits provided in exchange for services, including salaries and wages, bonuses, severance payments, deferred payments, retirement benefits, fringe benefits, and other financial arrangements or transactions such as personal vehicles, meals, housing, personal and family education benefits, below-market loans, payment of personal or family travel, entertainment, and personal use of the Authority's property. Compensation includes payments and other benefits provided to both employees and independent contractors in exchange for services.

Reportable compensation: The aggregate compensation that is reported (or is required to be reported) on Form W-2, box 1 or 5, whichever amount is greater, and/or Form 1099-MISC, box 7, for the most recent calendar year ended 60 days before the start of the proposed budget year. For example, for fiscal years ending December 31, 2016, the calendar year 2014 W-2 and 1099 should be used (60 days prior to start of budget year is November 1, 2015, with 2014 being the most recent calendar year ended), and for fiscal years ending June 30, 2017, the calendar year 2015 W-2 and 1099 should be used (60 days prior to start of budget year is May 1, 2016, with 2015 being the most recent calendar year ended).

Other Public Entity: Any municipality, county, local authority, fire district, or other government unit, regardless of whether it is related in any way to the Authority either by function or by physical location.

Authority Schedule of Commissioners, Officers, Key Employees, Highest Compensated Employees and Independent Contractors (Continued)

For the Period January 1, 2016 to December 31, 2016

West New York Parking Authority
to December 31, 2016

Name	Title	Average Hours per Week Dedicated to Position	Position			Reportable Compensation from Authority (W-2/ 1099)			Estimated amount of other compensation from Authority (health benefits, pension, etc.)	Names of Other Public Entities where Individual is an Employee or Member of the Governing Body	Positions held at Other Public Entities Listed in Column D	Average Hours per Week Dedicated to Positions at Other Public Entities Listed in Column D	Reportable Compensation from Other Public Entities (W-2/ 1099)	Estimated amount of other compensation from Other Public Entities (health benefits, pension, payment in lieu of health benefits, etc.)	Total Compensation All Public Entities				
			Commissioner	Officer	Key Employee	Highest Compensated Employee	Former	Base Salary/ Stipend								Bonus	Other (auto allowance, expense account, payment in lieu of health benefits, etc.)		
1 Armando Alvarez	Commissioner	2 X																	
2 Sonny Arya	Commissioner	3 X																	
3 Sixto Cardenas	Commissioner	2 X																	
4 Adam Cruz	Commissioner	4 X																	
5 Anthony Gomez	Commissioner	2 X																	
6 James Cryan	Executive Director	50	X					66,056	WNY Board of Education	Director- Human Resources	40	162,700	46,000	208,700					
7 Rich Rivera	Executive Director							37,500	City of Newark	Assistant Business Administrator	50	111,000	11,000	122,000					
8									Hudson County	Freeholder Aide/Commis sioner	5	2,000		68,056					
9														37,500					
10																			
11																			
12																			
13																			
14																			
15																			
Total:													\$ 82,376	\$ 15,000	\$ 6,180	\$ 103,556	\$ 275,700	\$ 57,000	\$ 436,256

Enter the total number of employees/ independent contractors who received more than \$100,000 in total reportable compensation for the most recent fiscal year completed: 2

Schedule of Health Benefits - Detailed Cost Analysis

West New York Parking Authority
 For the Period January 1, 2016 to December 31, 2016

	Annual Cost		Total Cost Estimate Proposed Budget	# of Covered Members (Medical & Rx) Current Year	Annual Cost per Employee Current Year	Total Current Year Cost	\$ Increase (Decrease)	% Increase (Decrease)
	# of Covered Members (Medical & Rx) Proposed Budget	Estimate Proposed Budget						
Active Employees - Health Benefits - Annual Cost								
Single Coverage	6	\$ 11,833	\$ 70,998	8	\$ 10,618	\$ 84,944	\$ (13,946)	-16.4%
Parent & Child	1	25,356	25,356	1	22,661	22,661	2,695	11.9%
Employee & Spouse (or Partner)	4	26,733	106,932	4	25,432	101,728	5,204	5.1%
Family	2	34,175	68,350	1	31,629	31,629	36,721	116.1%
Employee Cost Sharing Contribution (enter as negative -)			(19,561)			(16,223)	(3,338)	20.6%
Subtotal	13		252,075	14		224,739	27,336	12.2%
Commissioners - Health Benefits - Annual Cost								
Single Coverage								#DIV/0!
Parent & Child								#DIV/0!
Employee & Spouse (or Partner)								#DIV/0!
Family								#DIV/0!
Employee Cost Sharing Contribution (enter as negative -)								#DIV/0!
Subtotal	0			0				#DIV/0!
Retirees - Health Benefits - Annual Cost								
Single Coverage	1	6,314	6,314	1	8,864	8,864	(2,550)	-28.8%
Parent & Child								#DIV/0!
Employee & Spouse (or Partner)	1	12,629	12,629	1	17,728	17,728	(5,099)	-28.8%
Family								#DIV/0!
Employee Cost Sharing Contribution (enter as negative -)	2		18,943	2		26,592	(7,649)	-28.8%
Subtotal								
GRAND TOTAL	15		\$ 271,018	16		\$ 251,331	\$ 19,687	7.8%

Is medical coverage provided by the SHBP (Yes or No)? No
 Is prescription drug coverage provided by the SHBP (Yes or No)? No

Schedule of Accumulated Liability for Compensated Absences

West New York Parking Authority

For the Period

January 1, 2016

to

December 31, 2016

Complete the below table for the Authority's accrued liability for compensated absences.

Individuals Eligible for Benefit	Gross Days of Accumulated Compensated Absences at beginning of Current Year	Dollar Value of Accrued Compensated Absence Liability	Legal Basis for Benefit (check applicable items)		
			Approved Labor Agreement	Resolution	Individual Employment Agreement
None					
Total liability for accumulated compensated absences at beginning of current year					

Total liability for accumulated compensated absences at beginning of current year \$ _____

Schedule of Shared Service Agreements

For the Period West New York Parking Authority to December 31, 2016
January 1, 2016

Enter the shared service agreements that the Authority currently engages in and identify the amount that is received/paid for those services.

Name of Entity Providing Service	Name of Entity Receiving Service	Type of Shared Service Provided	Comments (Enter more specifics if needed)	Agreement Effective Date	Agreement End Date	Amount to be Received by/ Paid from Authority
Town of West New York	West New York Parking Authority	Qualified Purchasing Agent	Services are continuing on a month to month basis	Oct 2013	Oct 2014	\$ 20,900

2016 AUTHORITY BUDGET

Financial Schedules Section

2016 Budget Summary

West New York Parking Authority
 For the Period January 1, 2016 to December 31, 2016

	Proposed Budget				Adopted Budget		All Operations	All Operations	% Increase (Decrease) Proposed vs. Adopted
	Parking	N/A	N/A	N/A	Total All Operations	Total All Operations			
REVENUES									
Total Operating Revenues	\$ 2,520,400	\$ -	\$ -	\$ -	\$ 2,520,400	\$ 2,290,500	\$ 229,900	10.0%	
Total Non-Operating Revenues	151,700	-	-	-	151,700	217,900	(66,200)	-30.4%	
Total Anticipated Revenues	<u>2,672,100</u>	<u>-</u>	<u>-</u>	<u>-</u>	<u>2,672,100</u>	<u>2,508,400</u>	<u>163,700</u>	<u>6.5%</u>	
APPROPRIATIONS									
Total Administration	790,389	-	-	-	790,389	754,157	36,232	4.8%	
Total Cost of Providing Services	1,155,063	-	-	-	1,155,063	1,029,678	125,385	12.2%	
Total Principal Payments on Debt Service In Lieu of Depreciation	325,000	-	-	-	325,000	310,000	15,000	4.8%	
Total Operating Appropriations	<u>2,270,452</u>	<u>-</u>	<u>-</u>	<u>-</u>	<u>2,270,452</u>	<u>2,093,835</u>	<u>176,617</u>	<u>8.4%</u>	
Total Interest Payments on Debt	401,648	-	-	-	401,648	414,565	(12,917)	-3.1%	#DIV/0!
Total Other Non-Operating Appropriations	401,648	-	-	-	401,648	414,565	(12,917)	-3.1%	#DIV/0!
Accumulated Deficit	-	-	-	-	-	-	-		#DIV/0!
Total Appropriations and Accumulated Deficit	<u>2,672,100</u>	<u>-</u>	<u>-</u>	<u>-</u>	<u>2,672,100</u>	<u>2,508,400</u>	<u>163,700</u>	<u>6.5%</u>	<u>#DIV/0!</u>
Less: Total Unrestricted Net Position Utilized	-	-	-	-	-	-	-		#DIV/0!
Net Total Appropriations	<u>2,672,100</u>	<u>-</u>	<u>-</u>	<u>-</u>	<u>2,672,100</u>	<u>2,508,400</u>	<u>163,700</u>	<u>6.5%</u>	<u>#DIV/0!</u>
ANTICIPATED SURPLUS (DEFICIT)	<u>\$ -</u>	<u>\$ -</u>	<u>\$ -</u>	<u>\$ -</u>	<u>\$ -</u>	<u>\$ -</u>	<u>\$ -</u>		<u>#DIV/0!</u>

2016 Revenue Schedule

West New York Parking Authority

For the Period January 1, 2016 to December 31, 2016

	Proposed Budget						Adopted Budget		\$ Increase (Decrease) Proposed vs. Adapted	% Increase (Decrease) Proposed vs. Adapted
	Parking	N/A	N/A	N/A	N/A	N/A	Total All Operations		All Operations	All Operations
							Total All Operations	Total All Operations		
OPERATING REVENUES										
<i>Service Charges</i>										
Residential						\$ -	\$ -	\$ -		#DIV/0!
Business/Commercial						-	-	-		#DIV/0!
Industrial						-	-	-		#DIV/0!
Intergovernmental						-	-	-		#DIV/0!
Other						-	-	-		#DIV/0!
Total Service Charges						-	-	-		#DIV/0!
<i>Connection Fees</i>										
Residential						-	-	-		#DIV/0!
Business/Commercial						-	-	-		#DIV/0!
Industrial						-	-	-		#DIV/0!
Intergovernmental						-	-	-		#DIV/0!
Other						-	-	-		#DIV/0!
Total Connection Fees						-	-	-		#DIV/0!
<i>Parking Fees</i>										
Meters	1,109,200					1,109,200	1,048,000	61,200		5.8%
Permits	903,000					903,000	702,500	200,500		28.5%
Fines/Penalties	508,200					508,200	540,000	(31,800)		-5.9%
Other						-	-	-		#DIV/0!
Total Parking Fees	2,520,400					2,520,400	2,290,500	229,900		10.0%
<i>Other Operating Revenues (List)</i>										
Other Revenue 1						-	-	-		#DIV/0!
Other Revenue 2						-	-	-		#DIV/0!
Other Revenue 3						-	-	-		#DIV/0!
Other Revenue 4						-	-	-		#DIV/0!
Total Other Revenue						-	-	-		#DIV/0!
Total Operating Revenues	2,520,400					2,520,400	2,290,500	229,900		10.0%
NON-OPERATING REVENUES										
<i>Grants & Entitlements (List)</i>										
Grant #1						-	-	-		#DIV/0!
Grant #2						-	-	-		#DIV/0!
Grant #3						-	-	-		#DIV/0!
Grant #4						-	-	-		#DIV/0!
Total Grants & Entitlements						-	-	-		#DIV/0!
<i>Local Subsidies & Donations (List)</i>										
Local Subsidy #1						-	-	-		#DIV/0!
Local Subsidy #2						-	-	-		#DIV/0!
Local Subsidy #3						-	-	-		#DIV/0!
Local Subsidy #4						-	-	-		#DIV/0!
Total Local Subsidies & Donations						-	-	-		#DIV/0!
<i>Interest on Investments & Deposits</i>										
Investments	3,100					3,100	2,900	200		6.9%
Security Deposits						-	-	-		#DIV/0!
Penalties						-	-	-		#DIV/0!
Other Investments						-	-	-		#DIV/0!
Total Interest	3,100					3,100	2,900	200		6.9%
<i>Other Non-Operating Revenues (List)</i>										
Escrow Fund - 2006 Bonds	100,000					100,000	215,000	(115,000)		-53.5%
Recycling Bins	48,600					48,600	-	48,600		#DIV/0!
Other Non-Operating #3						-	-	-		#DIV/0!
Other Non-Operating #4						-	-	-		#DIV/0!
Total Other Non-Operating Revenues	148,600					148,600	215,000	(66,400)		-30.9%
Total Non-Operating Revenues	151,700					151,700	217,900	(66,200)		-30.4%
TOTAL ANTICIPATED REVENUES	\$ 2,672,100	\$ -	\$ -	\$ -	\$ -	\$ -	\$ 2,508,400	\$ 163,700		6.5%

2015 Adopted Revenue Schedule

West New York Parking Authority

	<i>Adopted Budget</i>						Total All Operations
	Parking	N/A	N/A	N/A	N/A	N/A	
OPERATING REVENUES							
<i>Service Charges</i>							
Residential							\$ -
Business/Commercial							-
Industrial							-
Intergovernmental							-
Other							-
Total Service Charges	-	-	-	-	-	-	-
<i>Connection Fees</i>							
Residential							-
Business/Commercial							-
Industrial							-
Intergovernmental							-
Other							-
Total Connection Fees	-	-	-	-	-	-	-
<i>Parking Fees</i>							
Meters	1,048,000						1,048,000
Permits	702,500						702,500
Fines/Penalties	540,000						540,000
Other							-
Total Parking Fees	2,290,500	-	-	-	-	-	2,290,500
<i>Other Operating Revenues (List)</i>							
Other Revenue 1							-
Other Revenue 2							-
Other Revenue 3							-
Other Revenue 4							-
Total Other Revenue	-	-	-	-	-	-	-
Total Operating Revenues	2,290,500	-	-	-	-	-	2,290,500
NON-OPERATING REVENUES							
<i>Grants & Entitlements (List)</i>							
Grant #1							-
Grant #2							-
Grant #3							-
Grant #4							-
Total Grants & Entitlements	-	-	-	-	-	-	-
<i>Local Subsidies & Donations (List)</i>							
Local Subsidy #1							-
Local Subsidy #2							-
Local Subsidy #3							-
Local Subsidy #4							-
Total Local Subsidies & Donations	-	-	-	-	-	-	-
<i>Interest on Investments & Deposits</i>							
Investments	2,900						2,900
Security Deposits							-
Penalties							-
Other Investments							-
Total Interest	2,900	-	-	-	-	-	2,900
<i>Other Non-Operating Revenues (List)</i>							
Escrow Fund - 2006 Bonds	215,000						215,000
Other Non-Operating #2							-
Other Non-Operating #3							-
Other Non-Operating #4							-
Other Non-Operating Revenues	215,000	-	-	-	-	-	215,000
Total Non-Operating Revenues	217,900	-	-	-	-	-	217,900
TOTAL ANTICIPATED REVENUES	\$ 2,508,400	\$ -	\$ -	\$ -	\$ -	\$ -	\$ 2,508,400

2016 Appropriations Schedule

West New York Parking Authority
For the Period January 1, 2016 to December 31, 2016

	Proposed Budget						Adopted Budget		\$ Increase (Decrease) Proposed vs. Adopted	% Increase (Decrease) Proposed vs. Adopted
	Parking	N/A	N/A	N/A	N/A	N/A	Total All			
							Operations	Operations		
OPERATING APPROPRIATIONS										
<i>Administration - Personnel</i>										
Salary & Wages	\$ 261,285						\$ 261,285	\$ 280,000	\$ (18,715)	-6.7%
Fringe Benefits	82,451					82,451	111,057	(28,606)	-25.8%	
Total Administration - Personnel	343,736	-	-	-	-	343,736	391,057	(47,321)	-12.1%	
<i>Administration - Other (List)</i>										
See attached detail	334,754					334,754	297,000	37,754	12.7%	
Other Admin Expense #2						-	-	-	#DIV/0!	
Other Admin Expense #3						-	-	-	#DIV/0!	
Other Admin Expense #4						-	-	-	#DIV/0!	
Miscellaneous Administration*	111,899					111,899	66,100	45,799	69.3%	
Total Administration - Other	446,653	-	-	-	-	446,653	363,100	83,553	23.0%	
Total Administration	790,389	-	-	-	-	790,389	754,157	36,232	4.8%	
<i>Cost of Providing Services - Personnel</i>										
Salary & Wages	464,708					464,708	376,900	87,808	23.3%	
Fringe Benefits	315,180					315,180	275,678	39,502	14.3%	
Total COPS - Personnel	779,888	-	-	-	-	779,888	652,578	127,310	19.5%	
<i>Cost of Providing Services - Other (List)</i>										
See attached detail	280,000					280,000	300,000	(20,000)	-6.7%	
						-	-	-	#DIV/0!	
						-	-	-	#DIV/0!	
						-	-	-	#DIV/0!	
Miscellaneous COPS*	95,175					95,175	77,100	18,075	23.4%	
Total COPS - Other	375,175	-	-	-	-	375,175	377,100	(1,925)	-0.5%	
Total Cost of Providing Services	1,155,063	-	-	-	-	1,155,063	1,029,678	125,385	12.2%	
<i>Total Principal Payments on Debt Service in Lieu of Depreciation</i>										
	325,000					325,000	310,000	15,000	4.8%	
Total Operating Appropriations	2,270,452	-	-	-	-	2,270,452	2,093,835	176,617	8.4%	
NON-OPERATING APPROPRIATIONS										
Total Interest Payments on Debt	401,648					401,648	414,565	(12,917)	-3.1%	
Operations & Maintenance Reserve						-	-	-	#DIV/0!	
Renewal & Replacement Reserve						-	-	-	#DIV/0!	
Municipality/County Appropriation						-	-	-	#DIV/0!	
Other Reserves						-	-	-	#DIV/0!	
Total Non-Operating Appropriations	401,648	-	-	-	-	401,648	414,565	(12,917)	-3.1%	
TOTAL APPROPRIATIONS	2,672,100	-	-	-	-	2,672,100	2,508,400	163,700	6.5%	
ACCUMULATED DEFICIT										
TOTAL APPROPRIATIONS & ACCUMULATED DEFICIT	2,672,100	-	-	-	-	2,672,100	2,508,400	163,700	6.5%	
UNRESTRICTED NET POSITION UTILIZED										
Municipality/County Appropriation						-	-	-	#DIV/0!	
Other						-	-	-	#DIV/0!	
Total Unrestricted Net Position Utilized	-	-	-	-	-	-	-	-	-	
TOTAL NET APPROPRIATIONS	\$ 2,672,100	\$ -	\$ -	\$ -	\$ -	\$ -	\$ 2,672,100	\$ 2,508,400	\$ 163,700	6.5%

* Miscellaneous line items may not exceed 5% of total operating appropriations shown below. If amount in miscellaneous is greater than the amount shown below, then the line item must be itemized above.

5% of Total Operating Appropriations \$ 113,522.60 \$ - \$ - \$ - \$ - \$ - \$ - \$ 113,522.60

West New York Parking Authority
 For the Period January 1, 2016 to December 31, 2016

F-4 Detail	Proposed Budget					Total All Operations	Adopted Budget		% Increase (Decrease) Proposed vs. Adopted
	Parking	N/A	N/A	N/A	N/A		Total All	All Operations	
							Operations		
<i>Administration - Other (List)</i>									
Insurance	124,254					124,254	85,000	39,254	46.2%
Accounting	50,000					50,000	50,000	-	0.0%
Legal	50,000					50,000	50,000	-	0.0%
Rent	42,000					42,000	42,000	-	0.0%
Office Expense	27,500					27,500	30,000	(2,500)	-8.3%
Audit	20,000					20,000	20,000	-	0.0%
Purchasing Agent	21,000					21,000	20,000	1,000	5.0%
Miscellaneous Administration*	111,899					111,899	66,100	45,799	69.3%
Total Administration - Other	446,653					446,653	363,100	83,553	23.0%
<i>Cost of Providing Services - Other (List)</i>									
Meter upgrades	100,000					100,000	-	100,000	#DIV/0!
License Plate Recognition Software	70,000					70,000	-	70,000	#DIV/0!
Vehicles						-	90,000	(90,000)	-100.0%
Pay Stations						-	65,000	(65,000)	-100.0%
Lot Improvements	45,000					45,000	75,000	(30,000)	-40.0%
Snow Removal	35,000					35,000	35,000	-	0.0%
Utilities	30,000					30,000	35,000	(5,000)	-14.3%
Miscellaneous COPS*	95,175					95,175	77,100	18,075	23.4%
Total COPS - Other	375,175					375,175	377,100	(1,925)	-0.5%

2015 Adopted Appropriations Schedule

West New York Parking Authority

	<i>Adopted Budget</i>						Total All Operations
	Parking	N/A	N/A	N/A	N/A	N/A	
OPERATING APPROPRIATIONS							
<i>Administration - Personnel</i>							
Salary & Wages	\$ 280,000						\$ 280,000
Fringe Benefits	111,057						111,057
Total Administration - Personnel	391,057	-	-	-	-	-	391,057
<i>Administration - Other (List)</i>							
See Attached Detail	297,000						297,000
							-
							-
							66,100
Miscellaneous Administration*	66,100						66,100
Total Administration - Other	363,100	-	-	-	-	-	363,100
Total Administration	754,157	-	-	-	-	-	754,157
<i>Cost of Providing Services - Personnel</i>							
Salary & Wages	376,900						376,900
Fringe Benefits	275,678						275,678
Total COPS - Personnel	652,578	-	-	-	-	-	652,578
<i>Cost of Providing Services - Other (List)</i>							
See Attached Detail	300,000						300,000
							-
							-
							77,100
Miscellaneous COPS*	77,100						77,100
Total COPS - Other	377,100	-	-	-	-	-	377,100
Total Cost of Providing Services	1,029,678	-	-	-	-	-	1,029,678
<i>Total Principal Payments on Debt Service in Lieu of Depreciation</i>							
	310,000	-	-	-	-	-	310,000
Total Operating Appropriations	2,093,835	-	-	-	-	-	2,093,835
NON-OPERATING APPROPRIATIONS							
Total Interest Payments on Debt	414,565	-	-	-	-	-	414,565
Operations & Maintenance Reserve							-
Renewal & Replacement Reserve							-
Municipality/County Appropriation							-
Other Reserves							-
Total Non-Operating Appropriations	414,565	-	-	-	-	-	414,565
TOTAL APPROPRIATIONS	2,508,400	-	-	-	-	-	2,508,400
ACCUMULATED DEFICIT							
TOTAL APPROPRIATIONS & ACCUMULATED DEFICIT	2,508,400	-	-	-	-	-	2,508,400
UNRESTRICTED NET POSITION UTILIZED							
Municipality/County Appropriation							-
Other							-
Total Unrestricted Net Position Utilized							-
TOTAL NET APPROPRIATIONS	\$ 2,508,400	\$ -	\$ -	\$ -	\$ -	\$ -	\$ 2,508,400

* Miscellaneous line items may not exceed 5% of total operating appropriations shown below. If amount in miscellaneous is greater than the amount shown below, then the line item must be itemized above.

5% of Total Operating Appropriations	\$ 104,691.75	\$ -	\$ -	\$ -	\$ -	\$ -	\$ -	\$ 104,691.75
--------------------------------------	---------------	------	------	------	------	------	------	---------------

2015 Adopted Appropriations Detail

West New York Parking Authority

F-5 Detail

Adopted Budget

	Parking	N/A	N/A	N/A	N/A	N/A	Total All Operations
OPERATING APPROPRIATIONS							
<i>Administration - Other (List)</i>							
Insurance	85,000						85,000
Accounting	50,000						50,000
Legal	50,000						50,000
Rent	42,000						42,000
Office Expense	30,000						30,000
Audit	20,000						20,000
Purchasing Agent	20,000						20,000
Miscellaneous Administration*	66,100						66,100
Total Administration - Other	363,100	-	-	-	-	-	363,100
 <i>Cost of Providing Services - Other (List)</i>							
Vehicles	90,000						90,000
Lot Improvements	75,000						75,000
Pay Stations	65,000						65,000
Snow Removal	35,000						35,000
Utilities	35,000						35,000
Miscellaneous Administration*	77,100						77,100
Total Administration - Other	377,100	-	-	-	-	-	377,100

5 Year Debt Service Schedule - Principal

West New York Parking Authority

	Fiscal Year Beginning in						Total Principal Outstanding	
	Current Year (2015)	2016	2017	2018	2019	2020		2021
Parking								
2006 Bonds	\$ 215,000	\$ 225,000	\$ 235,000	\$ 240,000	\$ 250,000	\$ 260,000	\$ 270,000	\$ 5,985,000
HCIA Capital Lease	95,000	100,000	105,000	110,000	110,000	115,000	120,000	390,000
Debt Issuance #3								
Debt Issuance #4								
Total Principal	310,000	325,000	340,000	350,000	360,000	375,000	390,000	6,375,000
N/A								
Debt Issuance #1								
Debt Issuance #2								
Debt Issuance #3								
Debt Issuance #4								
Total Principal								
N/A								
Debt Issuance #1								
Debt Issuance #2								
Debt Issuance #3								
Debt Issuance #4								
Total Principal								
N/A								
Debt Issuance #1								
Debt Issuance #2								
Debt Issuance #3								
Debt Issuance #4								
Total Principal								
N/A								
Debt Issuance #1								
Debt Issuance #2								
Debt Issuance #3								
Debt Issuance #4								
Total Principal								
TOTAL PRINCIPAL ALL OPERATIONS								
	\$ 310,000	\$ 325,000	\$ 340,000	\$ 350,000	\$ 360,000	\$ 375,000	\$ 390,000	\$ 6,375,000
								\$ 8,515,000

Indicate the Authority's most recent bond rating and the year of the rating by ratings service.

	Moody's	Fitch	Standard & Poors
Bond Rating	A1		
Year of Last Rating	2014		

5 Year Debt Service Schedule - Interest

West New York Parking Authority

	Fiscal Year Beginning In						Thereafter	Total Interest Payments Outstanding
	Current Year (2015)	2016	2017	2018	2019	2020		
<i>Parking</i>								
2006 Bonds	\$ 359,294	\$ 351,231	\$ 342,794	\$ 333,394	\$ 323,794	\$ 313,794	\$ 303,394	\$ 2,653,487
HCIA Capital Lease	55,271	50,417	45,313	39,958	34,458	28,854	23,000	31,376
Debt Issuance #3								
Debt Issuance #4								
Total Interest Payments	414,565	401,648	388,107	373,352	358,252	342,648	326,394	2,684,863
N/A								
Debt Issuance #1								
Debt Issuance #2								
Debt Issuance #3								
Debt Issuance #4								
Total Interest Payments								
N/A								
Debt Issuance #1								
Debt Issuance #2								
Debt Issuance #3								
Debt Issuance #4								
Total Interest Payments								
N/A								
Debt Issuance #1								
Debt Issuance #2								
Debt Issuance #3								
Debt Issuance #4								
Total Interest Payments								
N/A								
Debt Issuance #1								
Debt Issuance #2								
Debt Issuance #3								
Debt Issuance #4								
Total Interest Payments								
N/A								
Debt Issuance #1								
Debt Issuance #2								
Debt Issuance #3								
Debt Issuance #4								
Total Interest Payments								
TOTAL INTEREST ALL OPERATIONS	\$ 414,565	\$ 401,648	\$ 388,107	\$ 373,352	\$ 358,252	\$ 342,648	\$ 326,394	\$ 2,684,863
								\$ 4,875,264

2016 Net Position Reconciliation

West New York Parking Authority
 For the Period January 1, 2016 to December 31, 2016

	Proposed Budget					Total All
	Parking	N/A	N/A	N/A	N/A	Operations
TOTAL NET POSITION BEGINNING OF CURRENT YEAR (1)	\$ 5,222,637					\$5,222,637
Less: Invested in Capital Assets, Net of Related Debt (1)	3,640,033					3,640,033
Less: Restricted for Debt Service Reserve (1)						-
Less: Other Restricted Net Position (1)	435,987					435,987
Total Unrestricted Net Position (1)	1,146,617					1,146,617
Less: Designated for Non-Operating Improvements & Repairs						-
Less: Designated for Rate Stabilization						-
Less: Other Designated by Resolution						-
Plus: Accrued Unfunded Pension Liability (1)						-
Plus: Accrued Unfunded Other Post-Employment Benefit Liability (1)						-
Plus: Estimated Income (Loss) on Current Year Operations (2)						-
Plus: Other Adjustments (attach schedule)						-
UNRESTRICTED NET POSITION AVAILABLE FOR USE IN PROPOSED BUDGET	1,146,617					1,146,617
Unrestricted Net Position Utilized to Balance Proposed Budget	-					-
Unrestricted Net Position Utilized in Proposed Capital Budget	150,000					-
Appropriation to Municipality/County (3)	-					-
Total Unrestricted Net Position Utilized in Proposed Budget	150,000					150,000
PROJECTED UNRESTRICTED UNDESIGNATED NET POSITION AT END OF YEAR						
(4)	\$ 996,617	\$ -	\$ -	\$ -	\$ -	\$ 996,617

(1) Total of all operations for this line item must agree to audited financial statements.
 (2) Include budgeted and unbudgeted use of unrestricted net position in the current year's operations.
 (3) Amount may not exceed 5% of total operating appropriations. See calculation below.
 Maximum Allowable Appropriation to Municipality/County \$ 113,523 \$ - \$ - \$ - \$ - \$ 113,523
 (4) If Authority is projecting a deficit for any operation at the end of the budget period, the Authority must attach a statement explaining its plan to reduce the deficit, including the timeline for elimination of the deficit, if not already detailed in the budget narrative section.

2016
WEST NEW YORK
PARKING

AUTHORITY
CAPITAL
BUDGET/
PROGRAM

2016 CERTIFICATION OF AUTHORITY CAPITAL BUDGET/PROGRAM


WEST NEW YORK PARKING AUTHORITY

FISCAL YEAR: FROM: January 1, 2016 TO: December 31, 2016

It is hereby certified that the Authority Capital Budget/Program annexed hereto is a true copy of the Capital Budget/Program approved, pursuant to N.J.A.C. 5:31-2.2, along with the Annual Budget, by the governing body of the West New York Parking Authority, on the 20th day of October, 2015.

OR

It is hereby certified that the governing body of the _____ Authority have elected NOT to adopt a Capital Budget /Program for the aforesaid fiscal year, pursuant to N.J.A.C. 5:31-2.2 for the following reason(s): _____

Officer's Signature:			
Name:	James Cryan		
Title:	Secretary		
Address:	224 60 th Street West New York, NJ 07093		
Phone Number:	201-295-1575	Fax Number:	201-869-6637
E-mail address	jcryan@wnvpanj.com		

2016 CAPITAL BUDGET/PROGRAM MESSAGE

West New York Parking Authority

FISCAL YEAR: FROM: January 1, 2016 TO: December 31, 2016

1. Has each municipality or county affected by the actions of the authority participated in the development of the capital plan and reviewed or approved the plans or projects included within the Capital Budget/Program?

Yes

2. Has each capital project/project financing been developed from a specific capital improvement plan or report; does it include full lifecycle costs; and is it consistent with appropriate elements of Master Plans or other plans in the jurisdiction(s) served by the authority?

Yes

3. Has a long-term (10-20 years) infrastructure needs assessment or other capital plan with a horizon beyond six years been prepared?

Not Applicable

4. Describe the projected impact of the proposed capital projects, including impact on the schedule of rates, fees, and service charges and the impact on current and future year's schedules.

No Impact

5. Please indicate which capital projects/project financings are being undertaken in the Metropolitan or Suburban Planning Areas as defined in the State Development and Redevelopment Plan.

All projects fall within the Metropolitan Planning Area.

6. Please indicate which capital projects/project financings are being undertaken within the boundary of a State Planning Commission-designated Center and/or Endorsed Plan and if the project was included in the Plan Implementation Agenda for that Center/Endorsed Plan.

All projects are within the boundaries of the Hudson County Urban Complex Endorsed Plan.

Add additional sheets if necessary.

2016 Proposed Capital Budget

West New York Parking Authority
 For the Period January 1, 2016 to December 31, 2016

	Estimated Total Cost	Funding Sources			
		Unrestricted Net Position Utilized	Renewal & Replacement Reserve	Debt Authorization	Capital Grants
<i>Parking</i>					
Parking Lot Resurfacing	\$ 500,000	\$ 100,000		\$ 400,000	
Vehicles	50,000	50,000			
Pay Stations	-				
Security Cameras	50,000			50,000	
Total	600,000	150,000	-	450,000	-
<i>N/A</i>					
Project A Description	-				
Project B Description	-				
Project C Description	-				
Project D Description	-				
Total	-				
<i>N/A</i>					
Project A Description	-				
Project B Description	-				
Project C Description	-				
Project D Description	-				
Total	-				
<i>N/A</i>					
Project A Description	-				
Project B Description	-				
Project C Description	-				
Project D Description	-				
Total	-				
<i>N/A</i>					
Project A Description	-				
Project B Description	-				
Project C Description	-				
Project D Description	-				
Total	-				
<i>N/A</i>					
Project A Description	-				
Project B Description	-				
Project C Description	-				
Project D Description	-				
Total	-				
TOTAL PROPOSED CAPITAL BUDGET	\$ 600,000	\$ 150,000	\$ -	\$ 450,000	\$ -

Enter brief description of up to four projects for each operation above. For operations with more than four budgeted projects, please attach additional schedules. Input total amount of all projects for the operation on single line and enter "See Attached Schedule" instead of project description.

5 Year Capital Improvement Plan

West New York Parking Authority
For the Period January 1, 2016 to December 31, 2016

Fiscal Year Beginning in

	Estimated Total Cost	Current Year Proposed Budget	2017	2018	2019	2020	2021
<i>Parking</i>							
Parking Lot Resurfacing	\$ 550,000	\$ 500,000				\$ 25,000	\$ 25,000
Vehicles	175,000	50,000	25,000	25,000	25,000	25,000	25,000
Pay Stations	500,000	-	100,000	100,000	100,000	100,000	100,000
Security Cameras	100,000	50,000	50,000				
Total	<u>1,325,000</u>	<u>600,000</u>	<u>175,000</u>	<u>125,000</u>	<u>125,000</u>	<u>150,000</u>	<u>150,000</u>
<i>N/A</i>							
Project A Description	-	-					
Project B Description	-	-					
Project C Description	-	-					
Project D Description	-	-					
Total	<u>-</u>	<u>-</u>					
<i>N/A</i>							
Project A Description	-	-					
Project B Description	-	-					
Project C Description	-	-					
Project D Description	-	-					
Total	<u>-</u>	<u>-</u>					
<i>N/A</i>							
Project A Description	-	-					
Project B Description	-	-					
Project C Description	-	-					
Project D Description	-	-					
Total	<u>-</u>	<u>-</u>					
<i>N/A</i>							
Project A Description	-	-					
Project B Description	-	-					
Project C Description	-	-					
Project D Description	-	-					
Total	<u>-</u>	<u>-</u>					
<i>N/A</i>							
Project A Description	-	-					
Project B Description	-	-					
Project C Description	-	-					
Project D Description	-	-					
Total	<u>-</u>	<u>-</u>					
TOTAL	<u>\$ 1,325,000</u>	<u>\$ 600,000</u>	<u>\$ 175,000</u>	<u>\$ 125,000</u>	<u>\$ 125,000</u>	<u>\$ 150,000</u>	<u>\$ 150,000</u>

Project descriptions entered on Page CB-3 will carry forward to Pages CB-4 and CB-5. No need to re-enter project descriptions above.

5 Year Capital Improvement Plan Funding Sources

West New York Parking Authority
For the Period January 1, 2016 to December 31, 2016

	Funding Sources				
	Estimated Total Cost	Unrestricted Net Position Utilized	Renewal & Replacement Reserve	Debt Authorization	Capital Grants Other Sources
<i>Parking</i>					
Parking Lot Resurfacing	\$ 550,000	\$ 150,000		\$ 400,000	
Vehicles	175,000	175,000			
Pay Stations	500,000			500,000	
Security Cameras	100,000			100,000	
Total	1,325,000	325,000	-	1,000,000	-
<i>N/A</i>					
Project A Description	-				
Project B Description	-				
Project C Description	-				
Project D Description	-				
Total	-		-		-
<i>N/A</i>					
Project A Description	-				
Project B Description	-				
Project C Description	-				
Project D Description	-				
Total	-		-		-
<i>N/A</i>					
Project A Description	-				
Project B Description	-				
Project C Description	-				
Project D Description	-				
Total	-		-		-
<i>N/A</i>					
Project A Description	-				
Project B Description	-				
Project C Description	-				
Project D Description	-				
Total	-		-		-
<i>N/A</i>					
Project A Description	-				
Project B Description	-				
Project C Description	-				
Project D Description	-				
Total	-		-		-
TOTAL	\$ 1,325,000	\$ 325,000	\$ -	\$ 1,000,000	\$ -
Total 5 Year Plan per CB-4	\$ 1,325,000				
Balance check		- If amount is other than zero, verify that projects listed above match projects listed on CB-4.			

Project descriptions entered on Page CB-3 will carry forward to Pages CB-4 and CB-5. No need to re-enter project descriptions above.