

Copy

### 2011 MUNICIPAL DATA SHEET

(MUST ACCOMPANY 2011 BUDGET)

MUNICIPALITY: Town of West New York COUNTY: Hudson

RECEIVED  
MAY 10 2010

|               |              |
|---------------|--------------|
| Silverio Vega | 5/17/2011    |
| Mayor's Name  | Term Expires |

| Municipal Officials             |                     |
|---------------------------------|---------------------|
| Carmela Riccie                  | 7/21/1991           |
| Municipal Clerk                 | Date of Orig. Appt. |
|                                 | 807                 |
|                                 | Cert No.            |
| Kerri Tierney                   | 1391                |
| Tax Collector                   | Cert No.            |
| Frederick J. Tomkins            | 275                 |
| Acting Chief Financial Officer  | Cert No.            |
| Gary W. Higgins                 | CR00405             |
| Registered Municipal Accountant | Lic No.             |
| Dan Horgan                      |                     |
| Municipal Attorney              |                     |

| Governing Body Members   |              |
|--------------------------|--------------|
| Name                     | Term Expires |
| Gerald Lange             | 05/17/2011   |
| Lawrence Riccardi        | 05/17/2011   |
| Michelle Fernandez-Lopez | 05/17/2011   |
| Alberto Rodriguez        | 05/17/2011   |
|                          |              |
|                          |              |
|                          |              |
|                          |              |
|                          |              |
|                          |              |

Official Mailing Address of Municipality

Town of West New York

428 60th Street

West New York, NJ 07093

Fax #: 201-662-9027

Please attach this to your 2011 Budget and Mail to:


Director  
 Division of Local Government Services  
 Department of Community Affairs  
 CN 803  
 Trenton, NJ 08625

|                            |
|----------------------------|
| Division Use Only          |
| Municode: _____            |
| Public Hearing Date: _____ |

**2011 MUNICIPAL BUDGET**

Municipal Budget of the Town of West New York, County of Hudson for the State Fiscal Year 2011.

It is hereby certified that the Budget and Capital Budget annexed hereto and hereby made a part hereof is a true copy of the Budget and Capital Budget approved by resolution of the Governing Body on the 16th day of March, 2011.

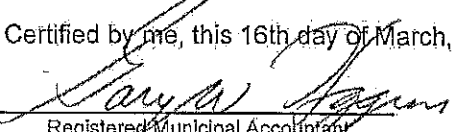
Carmela Riccio   
 Clerk  
 428 60th Street  
 Address  
 West New York, N.J. 07093  
 Address  
 (201) 295-5090  
 Phone Number

and that public advertisement will be made in accordance with the provisions of N.J.S. 40A:4-6 and N.J.A.C. 5:30-4.4(d).

Certified by me, this 16th day of March, 2011.

It is hereby certified that the approved Budget annexed hereto and hereby made a part is an exact copy of the original on file with the Clerk of the Governing Body, that all additions are correct, all statements contained herein are in proof, and the total of anticipated revenues equals the total of appropriations.

Certified by me, this 16th day of March, 2011.

  
 Registered Municipal Accountant  
 Lerch, Vinci & Higgins, LLP

17-17 Route 208N, Fair Lawn, NJ 07410  
 Address  
 (201) 791-7100  
 Phone Number

It is hereby certified that the approved Budget annexed hereto and hereby made a part is an exact copy of the original on file with the Clerk of the Governing Body, additions are correct, all statements contained herein are in proof, the total of anticipated that all revenues equals the total of appropriations and the budget is in full compliance with the Local Budget Law, N.J.S. 40A:4-1 et seq.

Certified by me, this 16th day of March, 2011.

  
 Chief Financial Officer

**DO NOT USE THESE SPACES**

*(Do not advertise this Certification form)*

**CERTIFICATION OF ADOPTED BUDGET**

It is hereby certified that the amount to be raised by taxation for local purposes has been compared with the approved Budget previously certified by me and any changes required as a condition to such approval have been made. The adopted budget is certified with respect to the foregoing only.

STATE OF NEW JERSEY  
 Department of Community Affairs  
 Director of the Division of Local Government Services

Dated: \_\_\_\_\_, 2011 By: \_\_\_\_\_

**CERTIFICATION OF APPROVED BUDGET**

It is hereby certified that the Approved Budget made part hereof complies with the requirements of law, and approval is given pursuant to N.J.S. 40A:4-79.

STATE OF NEW JERSEY  
 Department of Community Affairs  
 Director of the Division of Local Government Services

Dated: \_\_\_\_\_, 2011 By: \_\_\_\_\_

**COMMENTS OR CHANGES REQUIRED AS A CONDITION OF CERTIFICATION OF DIRECTOR OF LOCAL GOVERNMENT SERVICES**

The changes or comments which follow must be considered in connection with further action on this budget.

**TOWN OF WEST NEW YORK, COUNTY OF HUDSON**



**EXPLANATORY STATEMENT  
SUMMARY OF CURRENT FUND SECTION OF APPROVED BUDGET**

|                                                                                                                                                               |                                        | YEAR 2011     |    |
|---------------------------------------------------------------------------------------------------------------------------------------------------------------|----------------------------------------|---------------|----|
| General Appropriations For: (Reference to item and sheet number should be omitted in advertised budget)                                                       |                                        | XXXXXXXXXX    | XX |
| 1. Appropriations within "CAPS"                                                                                                                               |                                        |               |    |
| (a) Municipal Purposes {(Item H-1, Sheet 19) (N.J.S. 40A:4-45.2)}                                                                                             |                                        | XXXXXXXXXX    | XX |
|                                                                                                                                                               |                                        | \$ 48,017,458 | 00 |
| 2. Appropriations excluded from "CAPS"                                                                                                                        |                                        |               |    |
| (a) Municipal Purposes {(Item H-2, Sheet 28) (N.J.S. 40A:4-45.3 as amended)}                                                                                  |                                        | XXXXXXXXXX    | XX |
|                                                                                                                                                               |                                        | 21,589,630    | 00 |
| (b) Local District School Purposes in Municipal Budget (Item K, Sheet 29)                                                                                     |                                        | 1,237,089     | 00 |
| Total General Appropriations excluded from "CAPS" (Item O, Sheet 29)                                                                                          |                                        | 22,826,719    | 00 |
| 3. Reserve for Uncollected Taxes (Item M, Sheet 29) - Based on Estimated 98.40 Percent of Tax Collections                                                     |                                        | 973,624       | 00 |
| 4. Total General Appropriations (Item 9, Sheet 29)                                                                                                            |                                        |               |    |
|                                                                                                                                                               | Building Aid Allowance 2011 - \$ _____ |               |    |
|                                                                                                                                                               | for Schools-State Aid 2010 - \$ _____  | 71,817,801    | 00 |
| 5. Less: Anticipated Revenues Other Than Current Property Tax (Item 5, Sheet 11)<br>(i.e. Surplus, Miscellaneous Revenues and Receipts from Delinquent Taxes) |                                        | 37,860,712    | 00 |
| 6. Difference: Amount to be Raised by Taxes for Support of Municipal Budget (as follows)                                                                      |                                        | XXXXXXXXXX    | XX |
| (a) Local Tax for Municipal Purposes Including Reserve for Uncollected Taxes (Item 6(a), Sheet 11)                                                            |                                        | 32,494,523    | 00 |
| (b) Addition to Local District School Tax (Item 6(b), Sheet 11)                                                                                               |                                        | 537,089       | 00 |
| (c) Minimum Library Tax                                                                                                                                       |                                        | 925,477       | 00 |
|                                                                                                                                                               |                                        |               |    |
|                                                                                                                                                               |                                        |               |    |
|                                                                                                                                                               |                                        |               |    |
|                                                                                                                                                               |                                        |               |    |

**EXPLANATORY STATEMENT - (Continued)**  
**SUMMARY OF TY 2010 APPROPRIATIONS EXPENDED AND CANCELED**

|                                                           | General Budget    |           | Water Utility |  | Swim Pool Utility |  | Utility | Explanations of Appropriations for "Other Expenses"                                                                 |
|-----------------------------------------------------------|-------------------|-----------|---------------|--|-------------------|--|---------|---------------------------------------------------------------------------------------------------------------------|
|                                                           |                   |           |               |  |                   |  |         |                                                                                                                     |
| Budget Appropriations - Adopted Budget                    | 32,179,894        | 00        |               |  |                   |  |         |                                                                                                                     |
| Budget Appropriations Added by N.J.S. 40A:4-87            |                   | 00        |               |  |                   |  |         |                                                                                                                     |
| Emergency Appropriations                                  | 405,000           | 00        |               |  |                   |  |         | The amounts appropriated under the title of "Other Expenses" are for operating costs other than "Salaries & Wages". |
| <b>Total Appropriations</b>                               | <b>32,584,894</b> | <b>00</b> | -             |  | -                 |  |         | Some of the items included in "Other Expenses" are:                                                                 |
| <u>Expenditures</u>                                       |                   |           |               |  |                   |  |         |                                                                                                                     |
| Paid or Charged (Including Reserve for Uncollected Taxes) | 30,422,600        | 00        |               |  |                   |  |         | Materials, supplies and non-bondable equipment;                                                                     |
| Reserved                                                  | 1,549,454         | 00        |               |  |                   |  |         | Repairs and maintenance of buildings, equipment, roads, etc.,                                                       |
| Unexpended Balances Cancelled                             | 612,840           | 00        |               |  |                   |  |         | Contractual services for garbage and trash removal, fire hydrant service, aid to volunteer fire companies, etc.;    |
| Total Expenditures and Unexpended Balances Cancelled      | 32,584,894        | 00        | -             |  | -                 |  |         |                                                                                                                     |
| Overexpenditures*                                         | -                 | -         |               |  |                   |  |         |                                                                                                                     |

\*See Budget Appropriation Items so marked to the right column "Expended 2010 Reserved."

Printing and advertising, utility services, insurance and many other items essential to the services rendered by municipal government.

**EXPLANATORY STATEMENT - (Continued)  
BUDGET MESSAGE**

I. General

To the Residents of the Town of West New York:

The 2011 Budget submitted herewith reflects the amount necessary for the support of the Municipal Operations.

II. Appropriations "CAP"

Chapter 68, Public Laws of 1976 and the 1990 revisions of Chapter 89, places limits on municipal expenditures commonly referred to as the "CAP", which is actually calculated by a method established by the Law.

The actual calculation is somewhat complex, but in general it works as follows: Starting with the SFY 2010 Budget for Total General Appropriations, the following figures are deducted; Reserve for Uncollected Taxes, Debt Service, Capital Improvements, Emergency Authorizations, Other Operations Excluded from the CAP and State or Federal Aid. Multiply this figure by .02, this gives you the basic "CAP" or the increase in appropriations over the SFY 2010 Total General Appropriations.

In addition to the increase allowed above, other increases are allowed

- o increases funded by the added valuation from new construction and improvements
- o amounts approved by referendum.
- o amounts available from prior year "CAP" banks

The Governing Body is also permitted to increase its "CAP" an additional 1.5% if an index rate ordinance is adopted.

II. Appropriation "CAP" (Continued)

The actual "CAP" for this municipality is subject to review and approval by the Division of Local Government Services in the State Department of Community Affairs. The calculation upon which this budget was prepared is as follows:

|                                              |                |
|----------------------------------------------|----------------|
| Total Appropriations for the SFY 2010 Budget | \$ 72,440,942  |
| CAP Base Adjustment- PFRS & PERS             | <u>134,263</u> |
|                                              | 72,575,205     |

Modifications:

Less:

|                                          |                |
|------------------------------------------|----------------|
| Total Other Appropriations               | \$ 2,532,919   |
| Total Inter-Local Service Agreements     | 12,009,000     |
| Total Public & Private Programs          | 971,882        |
| Total Capital Improvements               | 690,449        |
| Total Debt Service                       | 7,897,118      |
| Judgements                               | 12,000         |
| Total Appropriations for School Purposes | 1,267,568      |
| Reserve for Uncollected Taxes            | <u>331,909</u> |

|                     |                   |
|---------------------|-------------------|
| Total Modifications | <u>25,712,845</u> |
|---------------------|-------------------|

|                               |            |
|-------------------------------|------------|
| Amount which "CAP" is Applied | 46,862,360 |
|-------------------------------|------------|

|                                |          |
|--------------------------------|----------|
| 2% CAP                         | 937,247  |
| 1.5% CAP Index Ordinance       | 702,935  |
| Assessed Value of Construction | <u>-</u> |

|                                                                  |                      |
|------------------------------------------------------------------|----------------------|
| Total General Appropriations for Municipal Purposes Within "CAP" | <u>\$ 48,502,543</u> |
|------------------------------------------------------------------|----------------------|

|                                                                |                      |
|----------------------------------------------------------------|----------------------|
| Total General Appropriations to "CAP" Set Forth in this Budget | <u>\$ 48,017,458</u> |
|----------------------------------------------------------------|----------------------|

**NOTE:**

**MANDATORY MINIMUM BUDGET MESSAGE MUST INCLUDE A SUMMARY OF:**

1. HOW THE "CAP" WAS CALCULATED. (Explain in words what the "CAPS" mean and show the figures).
2. A SUMMARY BY FUNCTION OF THE APPROPRIATIONS THAT ARE SPREAD AMONG MORE THAN ONE OFFICIAL LINE ITEM (e.g. If Police S&W appears in the regular section and also under "Operations Excluded from "CAPS" section, combine the figures for purposes of citizen understanding).

**EXPLANATORY STATEMENT - (Continued)**  
**BUDGET MESSAGE**

III. Tax Levy Cap

Chapter 44 of the Laws of 2010 established a formula that limits increases in the municipal tax levy. The levy cap is in addition to the existing appropriation CAP for municipalities. The core of the formula is a 2.0% increase to the previous year's tax levy, which is then subject to various modifications, exclusions and waiver requests. The formula to calculate the 2011 tax levy CAP is as follows:

|                                                                 |                      |
|-----------------------------------------------------------------|----------------------|
| SFY 2010 Amount to be Raised by Taxation                        | \$ 37,246,297        |
| Less: Changes in Service Provider: Transfer of Service/Function | <u>(925,477)</u>     |
| Adjusted Tax Levy                                               | 36,320,820           |
| Plus: 2% Cap Increase                                           | <u>726,416</u>       |
|                                                                 | 37,047,236           |
|                                                                 |                      |
| Exclusions:                                                     |                      |
| Allowable Pension Obligations Increase                          | \$ 652,063           |
| Allowable Capital Improvements Increase                         | <u>100,000</u>       |
| Total Exclusions                                                | 752,063              |
| Less: Cancelled or Unexpended Exclusions                        | <u>(94,307)</u>      |
| Additions: Value of New Construction                            | -                    |
| Maximum Allowable Amount to be Raised by Taxation for 2011      | <u>\$ 37,704,992</u> |
| Proposed 2011 Amount to be Raised by Taxation                   | <u>\$ 32,494,523</u> |
| Amount Below Maximum Allowable Amount to be Raised by Taxation  | <u>\$ 5,210,469</u>  |

Information on the 2011 Municipal Budget, together with a true copy of the entire proposed budget is available to the public for their inspection by contacting the Town Clerk

It is the intent of the Governing Body to not only scrutinize every request for spending but to pursue (within its legal powers) prompt collection of revenue and to find, if possible, new sources of income.

It is our belief that, in preparing this budget, we have exercised prudence, good and sound fiscal policies.

Your Governing Body

**NOTE:**

**MANDATORY MINIMUM BUDGET MESSAGE MUST INCLUDE A SUMMARY OF:**

1. HOW THE LEVY AND APPROPRIATION "CAP" WAS CALCULATED. (Explain in words what the "CAPS" mean and show the figures).
2. A SUMMARY BY FUNCTION OF THE APPROPRIATIONS THAT ARE SPREAD AMONG MORE THAN ONE OFFICIAL LINE ITEM (e.g. If Police S&W appears in the regular section and also under "Operations Excluded from "CAPS" section, combine the figures for purposes of citizen understanding). If you are requesting a "Cap Waiver", this should also be included in this section).

**EXPLANATORY STATEMENT - (Continued)**

**BUDGET MESSAGE**

**ANALYSIS OF COMPENSATED ABSENCE LIABILITY**

| Organization/Individuals Eligible for Benefit  | Gross Days of Accumulated Absence | Value of Compensated Absences | Legal basis for benefit<br>(check applicable items) |                 |                                  |
|------------------------------------------------|-----------------------------------|-------------------------------|-----------------------------------------------------|-----------------|----------------------------------|
|                                                |                                   |                               | Approved Labor Agreement                            | Local Ordinance | Individual Employment Agreements |
| Public Affairs                                 | N/A                               | \$ 357,469                    | X                                                   |                 |                                  |
| Revenue and Finance                            | N/A                               | 156,829                       | X                                                   |                 |                                  |
| Public Works and Parks Department              | N/A                               | 361,347                       | X                                                   |                 |                                  |
| Public Safety                                  | N/A                               | 49,844                        | X                                                   |                 |                                  |
| Police                                         | N/A                               | 5,423,900                     | X                                                   |                 |                                  |
|                                                |                                   |                               |                                                     |                 |                                  |
|                                                |                                   |                               |                                                     |                 |                                  |
|                                                |                                   |                               |                                                     |                 |                                  |
|                                                |                                   |                               |                                                     |                 |                                  |
|                                                |                                   |                               |                                                     |                 |                                  |
|                                                |                                   |                               |                                                     |                 |                                  |
|                                                |                                   |                               |                                                     |                 |                                  |
|                                                |                                   |                               |                                                     |                 |                                  |
|                                                |                                   |                               |                                                     |                 |                                  |
| <b>Totals</b>                                  | -                                 | \$ 6,349,389                  |                                                     |                 |                                  |
| <b>Total Funds Reserved as of end of 2010:</b> |                                   |                               | None                                                |                 |                                  |
| <b>Total Funds Appropriated in 2011:</b>       |                                   |                               | None                                                |                 |                                  |

**CURRENT FUND - ANTICIPATED REVENUES**

Town of West New York

| GENERAL REVENUES                                                                   | FCOA          | Anticipated  |            | Realized<br>In Cash in<br>TY 2010 |
|------------------------------------------------------------------------------------|---------------|--------------|------------|-----------------------------------|
|                                                                                    |               | CY 2011      | TY 2010    |                                   |
| 1. Surplus Anticipated                                                             | 08-101        | 6,130,794.00 | 300,000.00 | 300,000.00                        |
| 2. Surplus Anticipated with Prior Consent of Director of Local Government Services | 08-102        |              |            |                                   |
| <b>Total Surplus Anticipated</b>                                                   | <b>08-100</b> | 6,130,794.00 | 300,000.00 | 300,000.00                        |
| 3. Miscellaneous Revenues - Section A: Local Revenues                              | xxxxxxx       | xxxxxxxxxx   | xxxxxxxxxx | xxxxxxxxxx                        |
| Licenses:                                                                          | xxxxxxx       |              |            |                                   |
| Alcoholic Beverages                                                                | 08-103        | 90,000.00    | 2,000.00   | 15,120.00                         |
| Other                                                                              | 08-104        | 110,000.00   | 55,000.00  | 72,862.00                         |
| Fees and Permits                                                                   | 08-105        | 50,000.00    | 25,000.00  | 53,547.00                         |
| Fines and Costs:                                                                   | xxxxxxx       |              |            |                                   |
| Municipal Court                                                                    | 08-110        | 1,389,704.00 | 665,000.00 | 960,271.00                        |
| Other                                                                              | 08-109        |              |            |                                   |
| Interest and Costs on Taxes                                                        | 08-112        | 450,000.00   | 100,000.00 | 79,629.00                         |
| Interest and Costs on Assessments                                                  | 08-115        |              |            |                                   |
| Parking Meters                                                                     | 08-111        |              |            |                                   |
| Interest on Investments and Deposits                                               | 08-113        | 30,000.00    |            |                                   |
| Anticipated Utility Surplus                                                        | 08-114        |              |            |                                   |
|                                                                                    |               |              |            |                                   |
|                                                                                    |               |              |            |                                   |
|                                                                                    |               |              |            |                                   |
|                                                                                    |               |              |            |                                   |

**CURRENT FUND - ANTICIPATED REVENUES**

Town of West New York

| GENERAL REVENUES                                                          | FCOA   | Anticipated   |              | Realized<br>In Cash in<br>TY 2010 |
|---------------------------------------------------------------------------|--------|---------------|--------------|-----------------------------------|
|                                                                           |        | CY 2011       | TY 2010      |                                   |
| <b>3. Miscellaneous Revenues - Section A: Local Revenues (continued):</b> |        |               |              |                                   |
| Payment in Lieu of Taxes                                                  | 08-117 |               |              |                                   |
| Overlook Terrace, Parking and Housing Authority                           | 08-117 | 1,500,000.00  | 750,000.00   | 1,074,750.00                      |
| Waterfront                                                                | 08-117 | 14,000,000.00 | 7,330,000.00 | 7,088,189.00                      |
| Rental of Hudson Hall                                                     | 08-118 | 150,000.00    | 75,000.00    | 75,000.00                         |
| Cable T.V. Franchise Fee                                                  | 08-119 | 90,000.00     |              |                                   |
| Pay Telephone Commissions                                                 | 08-120 |               |              |                                   |
| Pool Membership Fees                                                      | 08-121 | 45,000.00     |              |                                   |
|                                                                           |        |               |              |                                   |
|                                                                           |        |               |              |                                   |
|                                                                           |        |               |              |                                   |
|                                                                           |        |               |              |                                   |
|                                                                           |        |               |              |                                   |
|                                                                           |        |               |              |                                   |
|                                                                           |        |               |              |                                   |
|                                                                           |        |               |              |                                   |
|                                                                           |        |               |              |                                   |
|                                                                           |        |               |              |                                   |
|                                                                           |        |               |              |                                   |
|                                                                           |        |               |              |                                   |
| <b>Total Section A: Local Revenues</b>                                    |        | 17,904,704.00 | 9,002,000.00 | 9,419,368.00                      |

**CURRENT FUND - ANTICIPATED REVENUES**

Town of West New York

| GENERAL REVENUES                                                                          | FCOA      | Anticipated         |                     | Realized<br>In Cash in<br>TY 2010 |
|-------------------------------------------------------------------------------------------|-----------|---------------------|---------------------|-----------------------------------|
|                                                                                           |           | CY 2011             | TY 2010             |                                   |
| <b>3. Miscellaneous Revenues - Section B: State Aid Without Offsetting Appropriations</b> |           |                     |                     |                                   |
|                                                                                           |           |                     |                     |                                   |
|                                                                                           |           |                     |                     |                                   |
|                                                                                           |           |                     |                     |                                   |
| Extraordinary Aid (N.J.S.A. 52:27D-118.35)                                                | 09-204    |                     |                     |                                   |
| Consolidated Municipal Property Tax Relief Aid                                            | 09-200    | 2,774,727.00        | 2,468,870.00        | 2,468,870.00                      |
| Energy Receipts Tax (P.L. 1997, Chapters 162 & 167)                                       | 09-202    | 4,035,652.00        | 2,771,222.00        | 2,771,222.00                      |
| Supplemental Energy Receipts Tax                                                          | 09-203    |                     |                     |                                   |
| Reserve for State Aid                                                                     | 09-204    | 1,567,873.00        |                     |                                   |
|                                                                                           |           |                     |                     |                                   |
| Building Aid for Schools                                                                  | 09-206    | 700,000.00          | 48,000.00           | 15,548.00                         |
|                                                                                           |           |                     |                     |                                   |
|                                                                                           |           |                     |                     |                                   |
|                                                                                           |           |                     |                     |                                   |
|                                                                                           |           |                     |                     |                                   |
|                                                                                           |           |                     |                     |                                   |
|                                                                                           |           |                     |                     |                                   |
|                                                                                           |           |                     |                     |                                   |
| <b>Total Section B: State Aid Without Offsetting Appropriations</b>                       | <b>09</b> | <b>9,078,252.00</b> | <b>5,288,092.00</b> | <b>5,255,640.00</b>               |

**CURRENT FUND - ANTICIPATED REVENUES**

Town of West New York

| GENERAL REVENUES                                                                                                                                               | FCOA      | Anticipated |            | Realized<br>In Cash in<br>TY 2010 |
|----------------------------------------------------------------------------------------------------------------------------------------------------------------|-----------|-------------|------------|-----------------------------------|
|                                                                                                                                                                |           | CY 2011     | TY 2010    |                                   |
| <b>3. Miscellaneous Revenues - Section C: Dedicated Uniform Construction Code Fees<br/>Offset with Appropriations (N.J.S. 40A:4-36 and N.J.A.C. 5:23-4.17)</b> | XXXXXX    | XXXXXX      | XXXXXX     | XXXXXX                            |
| Uniform Construction Code Fees                                                                                                                                 | 08-160    | 275,000.00  | 137,500.00 | 222,347.00                        |
|                                                                                                                                                                |           |             |            |                                   |
|                                                                                                                                                                |           |             |            |                                   |
|                                                                                                                                                                |           |             |            |                                   |
|                                                                                                                                                                |           |             |            |                                   |
|                                                                                                                                                                |           |             |            |                                   |
| <b>Special Item of General Revenue Anticipated with Prior Written<br/>Consent of Director of Local Government Services:</b>                                    | XXXXX     |             |            |                                   |
| Additional Dedicated Uniform Construction Code Fees offset with Appropriations<br>(N.J.S. 40A:4-45.3h and N.J.A.C. 5:23-4.17)                                  | XXXXX     |             |            |                                   |
| Uniform Construction Code Fees                                                                                                                                 | 08-160    |             |            |                                   |
|                                                                                                                                                                |           |             |            |                                   |
|                                                                                                                                                                |           |             |            |                                   |
|                                                                                                                                                                |           |             |            |                                   |
|                                                                                                                                                                | XXXXX     |             |            |                                   |
| <b>Total Section C: Dedicated Uniform Construction Code Fees Offset with Appropriations</b>                                                                    | <b>08</b> | 275,000.00  | 137,500.00 | 222,347.00                        |

**CURRENT FUND - ANTICIPATED REVENUES**

Town of West New York

| GENERAL REVENUES                                                                                                                                                | FCOA      | Anticipated         |                   | Realized<br>In Cash in<br>TY 2010 |
|-----------------------------------------------------------------------------------------------------------------------------------------------------------------|-----------|---------------------|-------------------|-----------------------------------|
|                                                                                                                                                                 |           | CY 2011             | TY 2010           |                                   |
| <b>3. Miscellaneous Revenues - Section D: Special Items of General Revenue</b>                                                                                  |           |                     |                   |                                   |
| <b>Anticipated With Prior Written Consent of the Director of Local Government Services - Interlocal Municipal Service Agreements Offset With Appropriations</b> | XXXXX     | XXXXX               | XXXXX             | XXXXX                             |
| Interlocal Service Agreements                                                                                                                                   |           |                     |                   |                                   |
| Reimbursement for Health Services Contractual                                                                                                                   |           |                     |                   |                                   |
| Weehawken                                                                                                                                                       | 11-100    | 15,000.00           | 7,500.00          |                                   |
| Guttenberg                                                                                                                                                      | 11-101    | 15,000.00           | 7,500.00          |                                   |
| Secaucus                                                                                                                                                        | 11-102    | 20,000.00           | 10,000.00         |                                   |
| West New York Board of Education Chapter                                                                                                                        |           |                     |                   |                                   |
| 226 Non-Public Nursing Services                                                                                                                                 | 11-103    |                     | 25,500.00         |                                   |
| West New York Board of Education                                                                                                                                |           |                     |                   |                                   |
| Reimbursement for Recreation Services                                                                                                                           | 11-110    | 775,000.00          | 198,750.00        | 506,050.00                        |
| Reimbursement for Police Security                                                                                                                               | 11-111    | 550,000.00          | 137,500.00        | 196,390.00                        |
| Reimbursement for Fuel                                                                                                                                          | 11-112    | 37,000.00           | 8,750.00          | 22,100.00                         |
| Other Expenses                                                                                                                                                  | 11-113    |                     | 12,000.00         | 28,569.00                         |
|                                                                                                                                                                 |           |                     |                   |                                   |
|                                                                                                                                                                 |           |                     |                   |                                   |
|                                                                                                                                                                 |           |                     |                   |                                   |
| <b>Total Section D: Interlocal Municipal Service Agreements Offset With Appropriations</b>                                                                      | <b>11</b> | <b>1,412,000.00</b> | <b>407,500.00</b> | <b>753,109.00</b>                 |









**CURRENT FUND - ANTICIPATED REVENUES**

Town of West New York

| GENERAL REVENUES                                                                                                                                                                 | FCOA       | Anticipated  |              | Realized<br>In Cash in<br>TY 2010 |
|----------------------------------------------------------------------------------------------------------------------------------------------------------------------------------|------------|--------------|--------------|-----------------------------------|
|                                                                                                                                                                                  |            | CY 2011      | TY 2010      |                                   |
| <b>3. Miscellaneous Revenues - Section G: Special items of General Revenue Anticipated prior written consent of Director of Local Government Services - Other Special Items:</b> |            |              |              |                                   |
|                                                                                                                                                                                  | XXXXXXXXXX | XXXXXXXXXXXX | XXXXXXXXXXXX | XXXXXXXXXXXX                      |
| Uniform Fire Safety Act                                                                                                                                                          | 08-006     |              | 15,000.00    |                                   |
| Housing Inspection Fees                                                                                                                                                          | 08-122     | 24,000.00    |              |                                   |
| EMT Service Fees                                                                                                                                                                 | 08-113     | 400,000.00   | 300,000.00   | 285,025.00                        |
| Developer Reimbursement- Waterfront HCIA Bonds                                                                                                                                   | 08-119     | 552,474.00   | 19,765.00    | 19,765.00                         |
|                                                                                                                                                                                  |            |              |              |                                   |
|                                                                                                                                                                                  |            |              |              |                                   |
|                                                                                                                                                                                  |            |              |              |                                   |
|                                                                                                                                                                                  |            |              |              |                                   |
|                                                                                                                                                                                  |            |              |              |                                   |
|                                                                                                                                                                                  |            |              |              |                                   |
|                                                                                                                                                                                  |            |              |              |                                   |
|                                                                                                                                                                                  |            |              |              |                                   |
|                                                                                                                                                                                  |            |              |              |                                   |
|                                                                                                                                                                                  |            |              |              |                                   |

**CURRENT FUND - ANTICIPATED REVENUES**

Town of West New York

| GENERAL REVENUES                                                                                                                                                                           | FCOA     | Anticipated |            | Realized<br>In Cash in<br>TY 2010 |
|--------------------------------------------------------------------------------------------------------------------------------------------------------------------------------------------|----------|-------------|------------|-----------------------------------|
|                                                                                                                                                                                            |          | CY 2011     | TY 2010    |                                   |
| 3. Miscellaneous Revenues - Section G: Special items of General Revenue Anticipated with prior written consent of Director of Local Government Services - Other Special Items (continued): | XXXXXXXX |             |            |                                   |
|                                                                                                                                                                                            |          |             |            |                                   |
|                                                                                                                                                                                            |          |             |            |                                   |
|                                                                                                                                                                                            |          |             |            |                                   |
|                                                                                                                                                                                            |          |             |            |                                   |
|                                                                                                                                                                                            |          |             |            |                                   |
|                                                                                                                                                                                            |          |             |            |                                   |
|                                                                                                                                                                                            |          |             |            |                                   |
|                                                                                                                                                                                            |          |             |            |                                   |
|                                                                                                                                                                                            |          |             |            |                                   |
|                                                                                                                                                                                            |          |             |            |                                   |
|                                                                                                                                                                                            |          |             |            |                                   |
|                                                                                                                                                                                            |          |             |            |                                   |
|                                                                                                                                                                                            |          |             |            |                                   |
|                                                                                                                                                                                            |          |             |            |                                   |
|                                                                                                                                                                                            |          |             |            |                                   |
|                                                                                                                                                                                            |          |             |            |                                   |
|                                                                                                                                                                                            |          |             |            |                                   |
|                                                                                                                                                                                            |          |             |            |                                   |
|                                                                                                                                                                                            |          |             |            |                                   |
| <b>Total Section G: Special Items of General Revenue Anticipated with Prior Written Consent of Director of Local Government Services - Other Special Items</b>                             | XXXXXX   | XXXXXX      | XXXXXX     | XXXXXX                            |
|                                                                                                                                                                                            | XXXXXX   | 976,474.00  | 334,765.00 | 304,790.00                        |

**CURRENT FUND - ANTICIPATED REVENUES**

Town of West New York

| GENERAL REVENUES                                                                                                                                                    | FCOA            | Anticipated          |                      | Realized<br>In Cash in<br>TY 2010 |
|---------------------------------------------------------------------------------------------------------------------------------------------------------------------|-----------------|----------------------|----------------------|-----------------------------------|
|                                                                                                                                                                     |                 | CY 2011              | TY 2010              |                                   |
| <b>SUMMARY OF REVENUES</b>                                                                                                                                          | XXXXXX          | XXXXXX               | XXXXXX               | XXXXXX                            |
| <b>1. Surplus Anticipated (Sheet 4, #1)</b>                                                                                                                         | 08-101          | 6,130,794.00         | 300,000.00           | 300,000.00                        |
| <b>2. Surplus Anticipated with Prior Written Consent of Director of Local Government Services (Sheet 4 #2)</b>                                                      | 08-102          | 0.00                 | 0.00                 | 0.00                              |
| <b>3. Miscellaneous Revenues:</b>                                                                                                                                   | XXXXXX          | XXXXXX               | XXXXXX               | XXXXXX                            |
| Total Section A: Local Revenues                                                                                                                                     |                 | 17,904,704.00        | 9,002,000.00         | 9,419,368.00                      |
| Total Section B: State Aid Without Offsetting Appropriations                                                                                                        |                 | 9,078,252.00         | 5,288,092.00         | 5,255,640.00                      |
| Total Section C: Dedicated Uniform Construction Code Fees Offset with Appropriations                                                                                |                 | 275,000.00           | 137,500.00           | 222,347.00                        |
| Total Section D: Special Items of General Revenue Anticipated with Prior Written Consent of Director of Local Government Services - Interlocal Muni. Service Agree. |                 | 1,412,000.00         | 407,500.00           | 753,109.00                        |
| Total Section E: Special items of General Revenue Anticipated with Prior Written Consent of Director of Local Government Services - Additional Revenues             |                 | 0.00                 | 0.00                 | 0.00                              |
| Total Section F: Special items of General Revenue Anticipated with Prior Written Consent of Director of Local Government Services - Public & Private Revenues       |                 | 569,310.00           | 0.00                 | 0.00                              |
| Total Section G: Special items of General Revenue Anticipated with Prior Written Consent of Director of Local Government Services - Other Special Items             |                 | 976,474.00           | 334,765.00           | 304,790.00                        |
| <b>Total Miscellaneous Revenues</b>                                                                                                                                 | <b>40004-00</b> | <b>30,215,740.00</b> | <b>15,169,857.00</b> | <b>15,955,254.00</b>              |
| <b>4. Receipts from Delinquent Taxes</b>                                                                                                                            | <b>15-499</b>   | <b>1,514,178.00</b>  |                      | <b>4,549.00</b>                   |
| <b>5. Subtotal General Revenues (Items 1,2,3 and 4)</b>                                                                                                             | <b>10001-00</b> | <b>37,860,712.00</b> | <b>15,469,857.00</b> | <b>16,259,803.00</b>              |
| <b>6. Amount to be raised by taxes for Support of Municipal Budget:</b>                                                                                             |                 |                      |                      |                                   |
| a) Local Tax for Municipal Purposes Including Reserve for Uncollected Taxes                                                                                         | 07-190          | 32,494,523.00        | 16,710,037.00        | 15,628,711.00                     |
| b) Addition to Local District School Tax                                                                                                                            | 07-191          | 537,089.00           |                      | xxxxxx                            |
| c) Minimum Library Tax                                                                                                                                              | 07-192          | 925,477.00           |                      |                                   |
| <b>Total Amount to be Raised by Taxes for Support of Municipal Budget</b>                                                                                           | <b>40002-00</b> | <b>33,957,089.00</b> | <b>16,710,037.00</b> | <b>15,628,711.00</b>              |
| <b>7. Total General Revenues</b>                                                                                                                                    | <b>40000-00</b> | <b>71,817,801.00</b> | <b>32,179,894.00</b> | <b>31,888,514.00</b>              |

CURRENT FUND - APPROPRIATIONS

| 8. GENERAL APPROPRIATIONS<br><br>(A) Operations - Within "CAPS"<br>(Continued) | FCOA     | Appropriated |            |                                           |                                                      | Expended/TY* 2010  |            |
|--------------------------------------------------------------------------------|----------|--------------|------------|-------------------------------------------|------------------------------------------------------|--------------------|------------|
|                                                                                |          | CY 2011      | TY 2010    | TY 2010<br>By Emergency<br>Appropriations | Total For TY 2010<br>As Modified By<br>All Transfers | Paid or<br>Charged | Reserved   |
| Department of Public Affairs                                                   |          |              |            |                                           |                                                      |                    |            |
| Directors Office                                                               | 20-110   |              |            |                                           |                                                      |                    |            |
| Salaries and Wages                                                             | 20-110-1 | 262,661.00   | 201,758.00 |                                           | 279,359.00                                           | 163,416.00         | 115,943.00 |
| Other Expenses                                                                 | 20-110-2 | 135,000.00   | 42,000.00  |                                           | 63,450.00                                            | 61,494.00          | 1,956.00   |
| Town Clerk's Office                                                            | 20-120   |              |            |                                           |                                                      |                    |            |
| Salaries and Wages                                                             | 20-120-1 | 219,815.00   | 101,503.00 |                                           | 101,867.00                                           | 101,867.00         | -          |
| Other Expenses                                                                 |          |              |            |                                           |                                                      |                    |            |
| Legal Advertising & Publications                                               | 20-120-2 | 18,000.00    | 7,500.00   |                                           | 7,500.00                                             | 4,241.00           | 3,259.00   |
| Miscellaneous Other Expenses                                                   | 20-120-2 | 14,000.00    | 7,000.00   |                                           | 5,849.00                                             | 5,493.00           | 356.00     |
| Codification of Ordinances                                                     | 20-120-2 | 5,000.00     | 500.00     |                                           | 1,651.00                                             | 1,651.00           | -          |
| Poormaster's Fund                                                              | 27-331   |              |            |                                           |                                                      |                    |            |
| Other Expenses                                                                 | 27-331-2 | 1,500.00     | 500.00     |                                           | 500.00                                               | 400.00             | 100.00     |
| Elections                                                                      | 20-120   |              |            |                                           |                                                      |                    |            |
| Other Expenses                                                                 | 20-120-2 | 65,000.00    | 30,000.00  |                                           | 45.00                                                | 45.00              | -          |
| Community Development                                                          | 20-120-1 | 86,901.00    | 98,379.00  |                                           | 181,212.00                                           | 181,212.00         | -          |

CURRENT FUND - APPROPRIATIONS

| 8. GENERAL APPROPRIATIONS<br><br>(A) Operations - Within "CAPS"<br>(Continued) | FCOA     | Appropriated |            |                                           |                                                      | Expended/TY* 2010  |          |
|--------------------------------------------------------------------------------|----------|--------------|------------|-------------------------------------------|------------------------------------------------------|--------------------|----------|
|                                                                                |          | CY 2011      | TY 2010    | TY 2010<br>By Emergency<br>Appropriations | Total For TY 2010<br>As Modified By<br>All Transfers | Paid or<br>Charged | Reserved |
| Department of Public Affairs                                                   |          |              |            |                                           |                                                      |                    |          |
| Board of Health                                                                | 27-330   |              |            |                                           |                                                      |                    |          |
| Salaries and Wages                                                             | 27-330-1 | 439,944.00   | 212,802.00 |                                           | 205,878.00                                           | 205,878.00         | -        |
| Other Expenses                                                                 | 27-330-2 | 49,000.00    | 17,000.00  |                                           | 17,000.00                                            | 13,951.00          | 3,049.00 |
| Blood Born Pathogens                                                           | 27-330-2 | 5,000.00     |            |                                           |                                                      |                    |          |
| Prosecutor                                                                     | 27-275   |              |            |                                           |                                                      |                    |          |
| Salaries and Wages                                                             | 27-275-1 | 37,000.00    | 17,500.00  |                                           |                                                      |                    | -        |
| Other Expenses                                                                 | 27-275-2 | 75,000.00    | 32,000.00  |                                           | 53,800.00                                            | 49,327.00          | 4,473.00 |
| Public Relations                                                               | 20-121   |              |            |                                           |                                                      |                    |          |
| Other Expenses                                                                 | 20-121-2 | 75,000.00    | 28,000.00  |                                           | 38,000.00                                            | 37,060.00          | 940.00   |
| Rent Control Board                                                             | 22-201   |              |            |                                           |                                                      |                    |          |
| Salaries and Wages                                                             | 22-201-1 | 118,455.00   | 41,336.00  |                                           | 41,336.00                                            | 41,336.00          | -        |
| Other Expenses                                                                 | 22-201-2 | 20,000.00    | 9,000.00   |                                           | 4,000.00                                             | 1,345.00           | 2,655.00 |
|                                                                                |          |              |            |                                           |                                                      |                    |          |
|                                                                                |          |              |            |                                           |                                                      |                    |          |
|                                                                                |          |              |            |                                           |                                                      |                    |          |

CURRENT FUND - APPROPRIATIONS

| 8. GENERAL APPROPRIATIONS<br><br>(A) Operations - Within "CAPS"<br>(Continued) | FCOA     | Appropriated |           |                                           |                                                      | Expended/TY* 2010  |          |
|--------------------------------------------------------------------------------|----------|--------------|-----------|-------------------------------------------|------------------------------------------------------|--------------------|----------|
|                                                                                |          | CY 2011      | TY 2010   | TY 2010<br>By Emergency<br>Appropriations | Total For TY 2010<br>As Modified By<br>All Transfers | Paid or<br>Charged | Reserved |
| GENERAL GOVERNMENT (Continued)                                                 |          |              |           |                                           |                                                      |                    |          |
|                                                                                |          |              |           |                                           |                                                      |                    |          |
|                                                                                |          |              |           |                                           |                                                      |                    |          |
|                                                                                |          |              |           |                                           |                                                      |                    |          |
| Town Funding Program                                                           | 20-171   |              |           |                                           |                                                      |                    |          |
| Other Expenses                                                                 | 20-171-2 | 55,000.00    | 22,000.00 |                                           | 30,000.00                                            | 30,000.00          | -        |
|                                                                                |          |              |           |                                           |                                                      |                    |          |
| Housing Inspection                                                             | 22-200   |              |           |                                           |                                                      |                    |          |
| Salaries and Wages                                                             | 22-200-1 | 151,473.00   | 75,939.00 |                                           | 66,481.00                                            | 66,481.00          | -        |
| Other Expenses                                                                 | 22-200-2 | 1,000.00     | 500.00    |                                           | 500.00                                               |                    | 500.00   |
|                                                                                |          |              |           |                                           |                                                      |                    |          |
| Tennant Relations                                                              | 22-202   |              |           |                                           |                                                      |                    |          |
| Salaries and Wages                                                             | 22-202-1 | 15,000.00    |           |                                           |                                                      |                    | -        |
| Other Expenses                                                                 | 22-202-2 | 1,000.00     | 500.00    |                                           | 500.00                                               |                    | 500.00   |
|                                                                                |          |              |           |                                           |                                                      |                    |          |
|                                                                                |          |              |           |                                           |                                                      |                    |          |
|                                                                                |          |              |           |                                           |                                                      |                    |          |

CURRENT FUND - APPROPRIATIONS

| 8. GENERAL APPROPRIATIONS<br><br>(A) Operations - Within "CAPS"<br>(Continued) | FCOA     | Appropriated |            |                                           |                                                      | Expended/TY* 2010  |           |
|--------------------------------------------------------------------------------|----------|--------------|------------|-------------------------------------------|------------------------------------------------------|--------------------|-----------|
|                                                                                |          | CY 2011      | TY 2010    | TY 2010<br>By Emergency<br>Appropriations | Total For TY 2010<br>As Modified By<br>All Transfers | Paid or<br>Charged | Reserved  |
| Law Department                                                                 | 20-155   |              |            |                                           |                                                      |                    |           |
| Salaries and Wages                                                             | 20-155-1 | 15,450.00    | 7,500.00   |                                           | 7,500.00                                             | 7,500.00           | -         |
| Other Expenses                                                                 | 20-155-2 | 990,000.00   | 350,000.00 |                                           | 253,000.00                                           | 195,082.00         | 57,918.00 |
| Supervised Play Activity                                                       | 28-370   |              |            |                                           |                                                      |                    |           |
| Salaries and Wages                                                             | 28-370-1 | 926,411.00   | 394,065.00 |                                           | 615,500.00                                           | 615,500.00         | -         |
| Other Expenses                                                                 | 28-370-2 | 275,000.00   | 120,000.00 |                                           | 105,000.00                                           | 101,726.00         | 3,274.00  |
| Senior Citizens Coordinator of Events                                          | 30-421   |              |            |                                           |                                                      |                    |           |
| Salaries and Wages                                                             | 30-421-1 | 101,370.00   | 33,226.00  |                                           | 33,226.00                                            | 33,226.00          | -         |
| Other Expenses                                                                 | 30-421-2 | 55,000.00    | 25,000.00  |                                           | 50,000.00                                            | 49,943.00          | 57.00     |
| Administrative Offices                                                         | 20-100   |              |            |                                           |                                                      |                    |           |
| Salaries and Wages                                                             | 20-100-1 | 186,025.00   | 91,744.00  |                                           | 70,000.00                                            | 70,000.00          | -         |
| Other Expenses                                                                 | 20-100-2 | 4,000.00     | 2,500.00   |                                           | 2,500.00                                             | 1,389.00           | 1,111.00  |
|                                                                                |          |              |            |                                           |                                                      |                    |           |
|                                                                                |          |              |            |                                           |                                                      |                    |           |

CURRENT FUND - APPROPRIATIONS

| 8. GENERAL APPROPRIATIONS<br><br>(A) Operations - Within "CAPS"<br>(Continued) | FCOA     | Appropriated |           |                                           |                                                      | Expended/TY* 2010  |           |
|--------------------------------------------------------------------------------|----------|--------------|-----------|-------------------------------------------|------------------------------------------------------|--------------------|-----------|
|                                                                                |          | CY 2011      | TY 2010   | TY 2010<br>By Emergency<br>Appropriations | Total For TY 2010<br>As Modified By<br>All Transfers | Paid or<br>Charged | Reserved  |
| Insurance Department                                                           | 20-105   |              |           |                                           |                                                      |                    |           |
| Salaries and Wages                                                             | 20-105-1 | 85,000.00    | 42,000.00 |                                           | 50,852.00                                            | 50,852.00          | -         |
| Other Expenses                                                                 | 20-105-2 | 500.00       | 500.00    |                                           | 500.00                                               |                    | 500.00    |
| Zoning Board                                                                   | 21-185   |              |           |                                           |                                                      |                    |           |
| Salaries and Wages                                                             | 21-185-1 |              |           |                                           |                                                      |                    |           |
| Other Expenses                                                                 | 21-185-2 | 25,000.00    | 12,500.00 |                                           | 462.00                                               | 462.00             | -         |
| Planning Board                                                                 | 21-180   |              |           |                                           |                                                      |                    |           |
| Salaries and Wages                                                             | 21-180-1 | 42,410.00    | 20,588.00 |                                           | 20,588.00                                            | 20,588.00          | -         |
| Other Expenses                                                                 | 21-180-2 | 25,000.00    | 12,500.00 |                                           | 12,500.00                                            | 2,321.00           | 10,179.00 |
| North Hudson Regional Council of Mayors                                        |          |              |           |                                           |                                                      |                    |           |
| Town Share                                                                     | 27-360-2 | 39,100.00    | 19,500.00 |                                           | 19,550.00                                            | 19,550.00          | -         |
|                                                                                |          |              |           |                                           |                                                      |                    |           |
|                                                                                |          |              |           |                                           |                                                      |                    |           |
|                                                                                |          |              |           |                                           |                                                      |                    |           |

CURRENT FUND - APPROPRIATIONS

| 8. GENERAL APPROPRIATIONS<br><br>(A) Operations - Within "CAPS"<br>(Continued) | FCOA     | Appropriated |            |                                           |                                                      | Expended/TY* 2010  |           |
|--------------------------------------------------------------------------------|----------|--------------|------------|-------------------------------------------|------------------------------------------------------|--------------------|-----------|
|                                                                                |          | CY 2011      | TY 2010    | TY 2010<br>By Emergency<br>Appropriations | Total For TY 2010<br>As Modified By<br>All Transfers | Paid or<br>Charged | Reserved  |
| North Hudson Regional Council of<br>Mayors Task Force                          |          |              |            |                                           |                                                      |                    |           |
| Town Share                                                                     | 27-360-2 | 11,200.00    | 5,600.00   |                                           | 5,600.00                                             | 5,596.00           | 4.00      |
| Urban Enterprise Zone                                                          | 20-170   |              |            |                                           |                                                      |                    |           |
| Salaries and Wages                                                             | 20-170-1 | 84,198.00    | 40,873.00  |                                           | 40,873.00                                            | 40,873.00          | -         |
| Other Expenses                                                                 | 20-170-2 | 35,000.00    | 15,500.00  |                                           | 15,500.00                                            | 2,055.00           | 13,445.00 |
| Director's Office                                                              | 20-110   |              |            |                                           |                                                      |                    |           |
| Salaries and Wages                                                             | 20-110-1 | 155,535.00   | 72,173.00  |                                           | 72,173.00                                            | 72,173.00          | -         |
| Other Expenses                                                                 | 20-110-2 | 15,000.00    | 8,000.00   |                                           | 8,000.00                                             | 4,063.00           | 3,937.00  |
| Treasurer's Office                                                             | 20-130   |              |            |                                           |                                                      |                    |           |
| Salaries and Wages                                                             | 20-130-1 | 301,016.00   | 220,371.00 |                                           | 172,723.00                                           | 172,723.00         | -         |

CURRENT FUND - APPROPRIATIONS

| 8. GENERAL APPROPRIATIONS<br><br>(A) Operations - Within "CAPS"<br>(Continued) | FCOA     | Appropriated |            |                                           |                                                      | Expended/TY* 2010  |            |
|--------------------------------------------------------------------------------|----------|--------------|------------|-------------------------------------------|------------------------------------------------------|--------------------|------------|
|                                                                                |          | CY 2011      | TY 2010    | TY 2010<br>By Emergency<br>Appropriations | Total For TY 2010<br>As Modified By<br>All Transfers | Paid or<br>Charged | Reserved   |
| Treasurer's Office (Continued)                                                 |          |              |            |                                           |                                                      |                    |            |
| Other Expenses                                                                 |          |              |            |                                           |                                                      |                    |            |
| Annual F/S and Annual Audit                                                    | 20-130-2 | 115,000.00   | 100,000.00 |                                           | 100,000.00                                           | 17,300.00          | 82,700.00  |
| Miscellaneous Other Expenses                                                   | 20-130-2 | 550,000.00   | 221,500.00 |                                           | 250,000.00                                           | 214,046.00         | 35,954.00  |
| Payroll Service Fee                                                            | 20-130-2 | 15,000.00    | 1,000.00   |                                           | 1,000.00                                             |                    | 1,000.00   |
| Assessment of Taxes                                                            | 20-150   |              |            |                                           |                                                      |                    |            |
| Salaries and Wages                                                             | 20-150-1 | 162,668.00   | 78,965.00  |                                           | 78,965.00                                            | 78,965.00          | -          |
| Other Expenses                                                                 | 20-150-2 | 15,000.00    | 44,000.00  |                                           | 35,900.00                                            | 34,980.00          | 920.00     |
| Master Plan                                                                    | 20-150-2 |              |            | 75,000.00                                 | 75,000.00                                            |                    | 75,000.00  |
| Tax Map                                                                        | 20-150-2 |              |            | 200,000.00                                | 200,000.00                                           |                    | 200,000.00 |
| Collection of Taxes                                                            | 20-145   |              |            |                                           |                                                      |                    |            |
| Salaries and Wages                                                             | 20-145-1 | 237,732.00   | 117,096.00 |                                           | 117,092.00                                           | 117,092.00         | -          |
| Other Expenses                                                                 | 20-145-2 | 39,000.00    | 17,500.00  |                                           | 25,000.00                                            | 22,614.00          | 2,386.00   |
|                                                                                |          |              |            |                                           |                                                      |                    |            |
|                                                                                |          |              |            |                                           |                                                      |                    |            |
|                                                                                |          |              |            |                                           |                                                      |                    |            |

CURRENT FUND - APPROPRIATIONS

| 8. GENERAL APPROPRIATIONS<br><br>(A) Operations - Within "CAPS"<br>(Continued) | FCOA     | Appropriated  |              |                                           |                                                      | Expended/TY* 2010  |           |
|--------------------------------------------------------------------------------|----------|---------------|--------------|-------------------------------------------|------------------------------------------------------|--------------------|-----------|
|                                                                                |          | CY 2011       | TY 2010      | TY 2010<br>By Emergency<br>Appropriations | Total For TY 2010<br>As Modified By<br>All Transfers | Paid or<br>Charged | Reserved  |
| General Liability Insurance                                                    | 23-210-2 | 500,000.00    | 200,000.00   |                                           | 200,000.00                                           | 200,000.00         | -         |
| Workers Compensation Insurance                                                 | 23-215-2 | 1,000,000.00  | 300,000.00   |                                           | 350,000.00                                           | 350,000.00         | -         |
| Employee Group Health                                                          | 23-220-2 | 10,900,000.00 | 5,200,000.00 |                                           | 4,545,000.00                                         | 4,511,981.00       | 33,019.00 |
| Unemployment Insurance                                                         | 23-225-2 | 400,000.00    | 250,000.00   |                                           | 25,000.00                                            | 10,000.00          | 15,000.00 |
| Health Waiver                                                                  | 23-221-2 | 42,000.00     |              |                                           |                                                      |                    |           |
| Purchasing Agent                                                               | 20-131   |               |              |                                           |                                                      |                    |           |
| Salaries and Wages                                                             | 20-131-1 | 152,108.00    | 70,358.00    |                                           | 70,358.00                                            | 70,358.00          | -         |
| Other Expenses                                                                 | 20-131-2 | 4,000.00      | 2,000.00     |                                           | 2,000.00                                             | 984.00             | 1,016.00  |
|                                                                                |          |               |              |                                           |                                                      |                    |           |
| Department of Public Safety                                                    |          |               |              |                                           |                                                      |                    |           |
| Director's Office                                                              | 20-110   |               |              |                                           |                                                      |                    |           |
| Salaries and Wages                                                             | 20-110-1 | 358,847.00    | 125,952.00   |                                           | 153,937.00                                           | 153,937.00         | -         |
| Other Expenses                                                                 | 20-110-2 | 10,000.00     | 4,500.00     |                                           | 4,500.00                                             | 4,485.00           | 15.00     |
|                                                                                |          |               |              |                                           |                                                      |                    |           |
| Police                                                                         | 25-240   |               |              |                                           |                                                      |                    |           |
| Salaries and Wages                                                             | 25-240-1 | 11,554,320.00 | 5,276,215.00 |                                           | 5,982,582.00                                         | 5,924,513.00       | 58,069.00 |
| Other Expenses                                                                 | 25-240-2 | 500,000.00    | 250,000.00   |                                           | 205,000.00                                           | 203,216.00         | 1,784.00  |
|                                                                                |          |               |              |                                           |                                                      |                    |           |

CURRENT FUND - APPROPRIATIONS

| 8. GENERAL APPROPRIATIONS<br><br>(A) Operations - Within "CAPS"<br>(Continued) | FCOA     | Appropriated |            |                                           |                                                      | Expended/TY* 2010  |          |
|--------------------------------------------------------------------------------|----------|--------------|------------|-------------------------------------------|------------------------------------------------------|--------------------|----------|
|                                                                                |          | CY 2011      | TY 2010    | TY 2010<br>By Emergency<br>Appropriations | Total For TY 2010<br>As Modified By<br>All Transfers | Paid or<br>Charged | Reserved |
| Department of Public Safety (Continued)                                        |          |              |            |                                           |                                                      |                    |          |
| Juvenile Aid                                                                   | 25-241   |              |            |                                           |                                                      |                    |          |
| Other Expenses                                                                 | 25-241-2 | 4,000.00     | 2,000.00   |                                           | 2,000.00                                             |                    | 2,000.00 |
| Uniform Fire Safety                                                            |          |              |            |                                           |                                                      |                    |          |
| Salaries and Wages                                                             | 25-265-1 | 163,661.00   | 55,381.00  |                                           | 71,266.00                                            | 71,266.00          | -        |
| Other Expenses                                                                 | 25-265-2 |              |            |                                           |                                                      |                    | -        |
| Ambulance Squad                                                                | 25-260   |              |            |                                           |                                                      |                    |          |
| Salaries and Wages                                                             | 25-260-1 | 389,871.00   | 150,000.00 |                                           | 224,623.00                                           | 224,623.00         | -        |
| Other Expenses                                                                 | 25-260-2 | 90,000.00    | 37,500.00  |                                           | 37,500.00                                            | 27,567.00          | 9,933.00 |
| Office of Emergency Management                                                 | 25-252   |              |            |                                           |                                                      |                    |          |
| Salaries and Wages                                                             | 25-252-1 | 16,500.00    | 8,223.00   |                                           |                                                      |                    | -        |
| Other Expenses                                                                 | 25-252-2 | 1,500.00     | 1,000.00   |                                           | 1,000.00                                             | 282.00             | 718.00   |
|                                                                                |          |              |            |                                           |                                                      |                    |          |
|                                                                                |          |              |            |                                           |                                                      |                    |          |
|                                                                                |          |              |            |                                           |                                                      |                    |          |

**CURRENT FUND - APPROPRIATIONS**

| 8. GENERAL APPROPRIATIONS<br><br>(A) Operations - Within "CAPS"<br>(Continued) | FCOA     | Appropriated |            |                                           |                                                      | Expended/TY* 2010  |            |
|--------------------------------------------------------------------------------|----------|--------------|------------|-------------------------------------------|------------------------------------------------------|--------------------|------------|
|                                                                                |          | CY 2011      | TY 2010    | TY 2010<br>By Emergency<br>Appropriations | Total For TY 2010<br>As Modified By<br>All Transfers | Paid or<br>Charged | Reserved   |
| Department of Public Works                                                     |          |              |            |                                           |                                                      |                    |            |
| Director's Office                                                              | 20-110   |              |            |                                           |                                                      |                    |            |
| Salaries and Wages                                                             | 20-110-1 | 213,840.00   | 105,662.00 |                                           | 102,662.00                                           | 102,662.00         | -          |
| Other Expenses                                                                 | 20-110-2 | 12,000.00    | 5,000.00   |                                           | 5,000.00                                             | 4,179.00           | 821.00     |
| Streets & Sewers                                                               | 26-290   |              |            |                                           |                                                      |                    |            |
| Salaries and Wages                                                             | 26-290-1 | 1,868,530.00 | 822,381.00 |                                           | 831,845.00                                           | 831,845.00         | -          |
| Other Expenses                                                                 | 26-290-2 | 340,000.00   | 290,000.00 |                                           | 172,000.00                                           | 168,909.00         | 3,091.00   |
| Snow Removal                                                                   | 26-290-2 |              |            | 130,000.00                                | 130,000.00                                           |                    | 130,000.00 |
| Street Lighting                                                                | 31-345   |              |            |                                           |                                                      |                    |            |
| Other Expenses                                                                 | 31-345-2 | 625,000.00   | 310,000.00 |                                           | 230,000.00                                           | 189,011.00         | 40,989.00  |
| Fire Hydrant Rental                                                            | 31-448   |              |            |                                           |                                                      |                    |            |
| Other Expenses                                                                 | 31-4482  | 155,000.00   | 70,000.00  |                                           | 89,272.00                                            | 89,272.00          | -          |
| Recycling                                                                      | 32-465   |              |            |                                           |                                                      |                    |            |
| Other Expenses                                                                 | 32-465-2 | 300,000.00   | 150,000.00 |                                           | 134,945.00                                           | 134,945.00         | -          |

CURRENT FUND - APPROPRIATIONS

| 8. GENERAL APPROPRIATIONS<br><br>(A) Operations - Within "CAPS"<br>(Continued) | FCOA     | Appropriated |              |                                           |                                                      | Expended/TY* 2010  |           |
|--------------------------------------------------------------------------------|----------|--------------|--------------|-------------------------------------------|------------------------------------------------------|--------------------|-----------|
|                                                                                |          | CY 2011      | TY 2010      | TY 2010<br>By Emergency<br>Appropriations | Total For TY 2010<br>As Modified By<br>All Transfers | Paid or<br>Charged | Reserved  |
| Department of Public Works (Continued)                                         |          |              |              |                                           |                                                      |                    |           |
| Garbage & Trash                                                                | 26-305   |              |              |                                           |                                                      |                    |           |
| Salaries and Wages                                                             | 26-305-1 | 422,342.00   | 119,680.00   |                                           | 122,070.00                                           | 122,070.00         | -         |
| Other Expenses                                                                 | 26-305-2 |              |              |                                           |                                                      |                    |           |
| Contractual                                                                    | 26-305-2 | 2,650,000.00 | 1,325,000.00 |                                           | 1,111,000.00                                         | 1,087,675.00       | 23,325.00 |
| Miscellaneous Other Expenses                                                   | 26-305-2 | 180,000.00   | 5,000.00     |                                           | 5,000.00                                             | 174.00             | 4,826.00  |
| Engineering Services and Costs                                                 | 20-165   |              |              |                                           |                                                      |                    |           |
| Other Expenses                                                                 | 20-165-2 | 225,000.00   | 75,000.00    |                                           | 75,000.00                                            | 71,407.00          | 3,593.00  |
| Department of Parks and Public Property                                        |          |              |              |                                           |                                                      |                    |           |
| Director's Office                                                              | 20-110   |              |              |                                           |                                                      |                    |           |
| Salaries and Wages                                                             | 20-110-1 | 137,337.00   | 7,250.00     |                                           | 18,110.00                                            | 18,110.00          | -         |
| Other Expenses                                                                 | 20-110-2 | 5,000.00     | 2,500.00     |                                           | 4,500.00                                             | 3,704.00           | 796.00    |
|                                                                                |          |              |              |                                           |                                                      |                    |           |
|                                                                                |          |              |              |                                           |                                                      |                    |           |

CURRENT FUND - APPROPRIATIONS

| 8. GENERAL APPROPRIATIONS<br><br>(A) Operations - Within "CAPS"<br>(Continued) | FCOA     | Appropriated |            |                                           |                                                      | Expended/TY* 2010  |            |
|--------------------------------------------------------------------------------|----------|--------------|------------|-------------------------------------------|------------------------------------------------------|--------------------|------------|
|                                                                                |          | CY 2011      | TY 2010    | TY 2010<br>By Emergency<br>Appropriations | Total For TY 2010<br>As Modified By<br>All Transfers | Paid or<br>Charged | Reserved   |
| Department of Parks and Public Property (Continued)                            |          |              |            |                                           |                                                      |                    |            |
| Divisions of Parks                                                             | 28-375   |              |            |                                           |                                                      |                    |            |
| Salaries and Wages                                                             | 28-375-1 | 91,985.00    | 44,475.00  |                                           | 46,651.00                                            | 46,651.00          | -          |
| Other Expenses                                                                 | 28-375-2 | 105,000.00   | 52,500.00  |                                           | 46,000.00                                            | 33,721.00          | 12,279.00  |
| Celebration of Public Events Anniversary or Holiday                            | 30-420   |              |            |                                           |                                                      |                    |            |
| Other Expenses                                                                 | 30-420-2 | 50,000.00    | 15,000.00  |                                           | 15,000.00                                            | 14,757.00          | 243.00     |
| Public Buildings and Grounds Maintenance                                       | 26-310   |              |            |                                           |                                                      |                    |            |
| Salaries and Wages                                                             | 26-310-1 | 509,711.00   | 199,526.00 |                                           | 246,113.00                                           | 246,113.00         | -          |
| Other Expenses                                                                 | 26-310-2 | 180,000.00   | 80,000.00  |                                           | 80,000.00                                            | 38,777.00          | 41,223.00  |
| Light and Power                                                                | 31-435   |              |            |                                           |                                                      |                    |            |
| Other Expenses                                                                 | 31-435-2 | 455,000.00   | 235,000.00 |                                           | 235,000.00                                           | 117,229.00         | 117,771.00 |
|                                                                                |          |              |            |                                           |                                                      |                    |            |
|                                                                                |          |              |            |                                           |                                                      |                    |            |
|                                                                                |          |              |            |                                           |                                                      |                    |            |

CURRENT FUND - APPROPRIATIONS

| 8. GENERAL APPROPRIATIONS<br><br>(A) Operations - Within "CAPS"<br>(Continued) | FCOA     | Appropriated |            |                                           |                                                      | Expended/TY* 2010  |           |
|--------------------------------------------------------------------------------|----------|--------------|------------|-------------------------------------------|------------------------------------------------------|--------------------|-----------|
|                                                                                |          | CY 2011      | TY 2010    | TY 2010<br>By Emergency<br>Appropriations | Total For TY 2010<br>As Modified By<br>All Transfers | Paid or<br>Charged | Reserved  |
| Department of Parks and Public Property (Continued)                            |          |              |            |                                           |                                                      |                    |           |
| Centralized Postage                                                            | 20-100   |              |            |                                           |                                                      |                    |           |
| Other Expenses                                                                 | 20-100-2 | 100,000.00   | 50,000.00  |                                           | 18,413.00                                            | 584.00             | 17,829.00 |
| Fuel                                                                           | 31-447   |              |            |                                           |                                                      |                    |           |
| Other Expenses                                                                 | 31-4472  | 130,000.00   | 65,000.00  |                                           | 80,000.00                                            | 73,348.00          | 6,652.00  |
| Telephone                                                                      | 31-440   |              |            |                                           |                                                      |                    |           |
| Other Expenses                                                                 | 31-440-2 | 210,000.00   | 100,000.00 |                                           | 100,000.00                                           | 59,360.00          | 40,640.00 |
| Water                                                                          | 31-445   |              |            |                                           |                                                      |                    |           |
| Other Expenses                                                                 | 31-445-2 | 60,000.00    | 30,000.00  |                                           | 42,000.00                                            | 35,713.00          | 6,287.00  |
| Sewerage                                                                       | 31-455   |              |            |                                           |                                                      |                    |           |
| Other Expenses                                                                 | 31-455-2 | 75,000.00    | 37,500.00  |                                           | 37,500.00                                            | 11,318.00          | 26,182.00 |
|                                                                                |          |              |            |                                           |                                                      |                    |           |
|                                                                                |          |              |            |                                           |                                                      |                    |           |

CURRENT FUND - APPROPRIATIONS

| 8. GENERAL APPROPRIATIONS<br><br>(A) Operations - Within "CAPS"<br>(Continued) | FCOA     | Appropriated |           |                                           |                                                      | Expended/TY* 2010  |          |
|--------------------------------------------------------------------------------|----------|--------------|-----------|-------------------------------------------|------------------------------------------------------|--------------------|----------|
|                                                                                |          | CY 2011      | TY 2010   | TY 2010<br>By Emergency<br>Appropriations | Total For TY 2010<br>As Modified By<br>All Transfers | Paid or<br>Charged | Reserved |
| Department of Parks and Public Property (Continued)                            |          |              |           |                                           |                                                      |                    |          |
| Signal Bureau                                                                  | 25-266   |              |           |                                           |                                                      |                    |          |
| Salaries and Wages                                                             | 25-266-1 |              |           |                                           |                                                      |                    |          |
| Other Expenses                                                                 | 25-266-2 | 20,000.00    | 10,000.00 |                                           | 10,000.00                                            | 5,655.00           | 4,345.00 |
|                                                                                |          |              |           |                                           |                                                      |                    |          |
|                                                                                |          |              |           |                                           |                                                      |                    |          |
|                                                                                |          |              |           |                                           |                                                      |                    |          |
|                                                                                |          |              |           |                                           |                                                      |                    |          |
|                                                                                |          |              |           |                                           |                                                      |                    |          |
|                                                                                |          |              |           |                                           |                                                      |                    |          |
|                                                                                |          |              |           |                                           |                                                      |                    |          |
|                                                                                |          |              |           |                                           |                                                      |                    |          |
|                                                                                |          |              |           |                                           |                                                      |                    |          |
|                                                                                |          |              |           |                                           |                                                      |                    |          |
|                                                                                |          |              |           |                                           |                                                      |                    |          |
|                                                                                |          |              |           |                                           |                                                      |                    |          |

CURRENT FUND - APPROPRIATIONS

| 8. GENERAL APPROPRIATIONS<br><br>(A) Operations - Within "CAPS"<br>(Continued)                   | FCOA     | Appropriated |            |                                           |                                                      | Expended/TY* 2010  |          |
|--------------------------------------------------------------------------------------------------|----------|--------------|------------|-------------------------------------------|------------------------------------------------------|--------------------|----------|
|                                                                                                  |          | CY 2011      | TY 2010    | TY 2010<br>By Emergency<br>Appropriations | Total For TY 2010<br>As Modified By<br>All Transfers | Paid or<br>Charged | Reserved |
| Uniform Construction Code<br>Appropriations Offset by Dedicated<br>Revenues (N.J.A.C. 5:23-4-17) | XXXXX    | XXXXX        | XXXXX      | XXXXX                                     | XXXXX                                                | XXXXX              | XXXXX    |
| CODE ENFORCEMENT AND ADMINISTRATION                                                              | 22-XXX   |              |            |                                           |                                                      |                    |          |
| Uniform Construction Code Enforcement Functions                                                  | 22-195   |              |            |                                           |                                                      |                    |          |
| Construction Code Official                                                                       |          |              |            |                                           |                                                      |                    |          |
| Salaries and Wages                                                                               | 22-195-1 | 441,181.00   | 184,041.00 |                                           | 184,041.00                                           | 184,041.00         | -        |
| Other Expenses                                                                                   | 22-195-2 | 35,000.00    | 12,000.00  |                                           | 47,000.00                                            | 43,301.00          | 3,699.00 |
|                                                                                                  |          |              |            |                                           |                                                      |                    | -        |
|                                                                                                  |          |              |            |                                           |                                                      |                    | -        |
|                                                                                                  |          |              |            |                                           |                                                      |                    | -        |
|                                                                                                  |          |              |            |                                           |                                                      |                    | -        |
|                                                                                                  |          |              |            |                                           |                                                      |                    | -        |
|                                                                                                  |          |              |            |                                           |                                                      |                    | -        |
|                                                                                                  |          |              |            |                                           |                                                      |                    | -        |
|                                                                                                  |          |              |            |                                           |                                                      |                    | -        |
|                                                                                                  |          |              |            |                                           |                                                      |                    | -        |





CURRENT FUND - APPROPRIATIONS

| 8. GENERAL APPROPRIATIONS<br><br>(A) Operations - Within "CAPS" | FCOA   | Appropriated |            |                                           |                                                      | Expended/TY* 2010  |          |
|-----------------------------------------------------------------|--------|--------------|------------|-------------------------------------------|------------------------------------------------------|--------------------|----------|
|                                                                 |        | CY 2011      | TY 2010    | TY 2010<br>By Emergency<br>Appropriations | Total For TY 2010<br>As Modified By<br>All Transfers | Paid or<br>Charged | Reserved |
| (E) Deferred Charges and Statutory                              |        |              |            |                                           |                                                      |                    |          |
| Expenditures - Municipal within "CAPS"                          | XXXXXX | XXXXXX       | XXXXXX     | XXXXXX                                    | XXXXXX                                               | XXXXXX             | XXXXXX   |
| (1) DEFERRED CHARGES:                                           | XXXXXX | XXXXXX       | XXXXXX     | XXXXXX                                    | XXXXXX                                               | XXXXXX             | XXXXXX   |
| Emergency Authorizations                                        | 46-870 |              |            | XXXXXX                                    |                                                      |                    | XXXXXX   |
|                                                                 |        |              |            | XXXXXX                                    |                                                      |                    | XXXXXX   |
|                                                                 |        |              |            | XXXXXX                                    |                                                      |                    | XXXXXX   |
|                                                                 |        |              |            | XXXXXX                                    |                                                      |                    | XXXXXX   |
|                                                                 |        |              |            | XXXXXX                                    |                                                      |                    | XXXXXX   |
|                                                                 |        |              |            | XXXXXX                                    |                                                      |                    | XXXXXX   |
| Overexpenditure of Appropriations                               | 46-890 | 58,366.00    | 397,700.00 | XXXXXX                                    | 397,700.00                                           | 397,700.00         | XXXXXX   |
| Overexpenditure of Appropriation Reserves                       | 46-890 | 31,656.00    | 800,000.00 | XXXXXX                                    | 800,000.00                                           | 800,000.00         | XXXXXX   |
|                                                                 |        |              |            | XXXXXX                                    |                                                      |                    | XXXXXX   |
|                                                                 |        |              |            | XXXXXX                                    |                                                      |                    | XXXXXX   |
|                                                                 |        |              |            | XXXXXX                                    |                                                      |                    | XXXXXX   |
|                                                                 |        |              |            | XXXXXX                                    |                                                      |                    | XXXXXX   |
|                                                                 |        |              |            | XXXXXX                                    |                                                      |                    | XXXXXX   |
|                                                                 |        |              |            | XXXXXX                                    |                                                      |                    | XXXXXX   |
|                                                                 |        |              |            | XXXXXX                                    |                                                      |                    | XXXXXX   |

CURRENT FUND - APPROPRIATIONS

| 8. GENERAL APPROPRIATIONS<br><br>(A) Operations - Within "CAPS"              | FCOA   | Appropriated |         |                                           |                                                      | Expended/TY* 2010  |          |
|------------------------------------------------------------------------------|--------|--------------|---------|-------------------------------------------|------------------------------------------------------|--------------------|----------|
|                                                                              |        | CY 2011      | TY 2010 | TY 2010<br>By Emergency<br>Appropriations | Total For TY 2010<br>As Modified By<br>All Transfers | Paid or<br>Charged | Reserved |
| (E) Deferred Charges and Statutory<br>Expenditures - Municipal Within "CAPS" | XXXXXX | XXXXXX       | XXXXXX  | XXXXXX                                    | XXXXXX                                               | XXXXXX             | XXXXXX   |
| (1) DEFERRED CHARGES:                                                        | XXXXXX | XXXXXX       | XXXXXX  | XXXXXX                                    | XXXXXX                                               | XXXXXX             | XXXXXX   |
|                                                                              |        |              |         | XXXXXX                                    |                                                      |                    | XXXXXX   |
|                                                                              |        |              |         | XXXXXX                                    |                                                      |                    | XXXXXX   |
|                                                                              |        |              |         | XXXXXX                                    |                                                      |                    | XXXXXX   |
|                                                                              |        |              |         | XXXXXX                                    |                                                      |                    | XXXXXX   |
|                                                                              |        |              |         | XXXXXX                                    |                                                      |                    | XXXXXX   |
|                                                                              |        |              |         | XXXXXX                                    |                                                      |                    | XXXXXX   |
|                                                                              |        |              |         | XXXXXX                                    |                                                      |                    | XXXXXX   |
|                                                                              |        |              |         | XXXXXX                                    |                                                      |                    | XXXXXX   |
|                                                                              |        |              |         | XXXXXX                                    |                                                      |                    | XXXXXX   |
|                                                                              |        |              |         | XXXXXX                                    |                                                      |                    | XXXXXX   |
|                                                                              |        |              |         | XXXXXX                                    |                                                      |                    | XXXXXX   |
|                                                                              |        |              |         | XXXXXX                                    |                                                      |                    | XXXXXX   |
|                                                                              |        |              |         | XXXXXX                                    |                                                      |                    | XXXXXX   |
|                                                                              |        |              |         | XXXXXX                                    |                                                      |                    | XXXXXX   |
|                                                                              |        |              |         | XXXXXX                                    |                                                      |                    | XXXXXX   |

**CURRENT FUND - APPROPRIATIONS**

| 8. GENERAL APPROPRIATIONS<br><br>(A) Operations - Within "CAPS"                          | FCOA   | Appropriated  |               |                                           |                                                      | Expended/TY* 2010  |              |
|------------------------------------------------------------------------------------------|--------|---------------|---------------|-------------------------------------------|------------------------------------------------------|--------------------|--------------|
|                                                                                          |        | CY 2011       | TY 2010       | TY 2010<br>By Emergency<br>Appropriations | Total For TY 2010<br>As Modified By<br>All Transfers | Paid or<br>Charged | Reserved     |
| (E) Deferred Charges and statutory<br>Expenditures - Municipal within "CAPS" (continued) | xxxxxx | xxxxxx        | xxxxxx        | xxxxxx                                    | xxxxxx                                               | xxxxxx             | xxxxxx       |
| (2) STATUTORY CHARGES:                                                                   | xxxxxx | xxxxxx        | xxxxxx        | xxxxxx                                    | xxxxxx                                               | xxxxxx             | xxxxxx       |
| Public Employees' Retirement System                                                      | 36-471 | 960,940.00    |               |                                           |                                                      |                    | -            |
| Social Security System (O.A.S.I)                                                         | 36-472 | 950,000.00    | 420,000.00    |                                           | 420,000.00                                           | 416,025.00         | 3,975.00     |
| Consolidated Police & Fireman's Pension Fund                                             | 36-474 |               |               |                                           |                                                      |                    | -            |
| Police & Fireman's Pension Fund                                                          | 36-475 | 3,008,579.00  |               |                                           |                                                      |                    | -            |
|                                                                                          |        |               |               |                                           |                                                      |                    | -            |
|                                                                                          |        |               |               |                                           |                                                      |                    | -            |
|                                                                                          |        |               |               |                                           |                                                      |                    | -            |
|                                                                                          |        |               |               |                                           |                                                      |                    | -            |
|                                                                                          |        |               |               |                                           |                                                      |                    | -            |
| Total Deferred Charges & Statutory<br>Expenditures - Municipal within "CAPS"             | 34-209 | 5,009,541.00  | 1,617,700.00  | -                                         | 1,617,700.00                                         | 1,613,725.00       | 3,975.00     |
|                                                                                          |        |               |               |                                           |                                                      |                    | -            |
|                                                                                          |        |               |               |                                           |                                                      |                    | -            |
|                                                                                          |        |               |               |                                           |                                                      |                    | -            |
| (G) Cash Deficit of Preceding Year                                                       | 46-885 |               |               |                                           |                                                      |                    | -            |
|                                                                                          |        |               |               |                                           |                                                      |                    | -            |
| (H-1) Total General Appropriations for<br>Municipal Purposes within "CAPS"               | 34-299 | 48,017,458.00 | 21,384,440.00 | 405,000.00                                | 21,703,742.00                                        | 20,446,913.00      | 1,256,829.00 |

CURRENT FUND - APPROPRIATIONS

| 8. GENERAL APPROPRIATIONS<br><br>(A) Operations - Excluded from "CAPS" | FCOA   | Appropriated |            |                                           |                                                      | Expended/TY* 2010  |            |
|------------------------------------------------------------------------|--------|--------------|------------|-------------------------------------------|------------------------------------------------------|--------------------|------------|
|                                                                        |        | CY 2011      | TY 2010    | TY 2010<br>By Emergency<br>Appropriations | Total For TY 2010<br>As Modified By<br>All Transfers | Paid or<br>Charged | Reserved   |
|                                                                        |        | XXXXX        | XXXXX      | XXXXX                                     | XXXXX                                                | XXXXX              | XXXXX      |
|                                                                        |        |              |            |                                           |                                                      |                    |            |
|                                                                        |        |              |            |                                           |                                                      |                    |            |
|                                                                        |        |              |            |                                           |                                                      |                    |            |
|                                                                        |        |              |            |                                           |                                                      |                    |            |
| Maintenance of Free Public Library                                     | 29-390 | 925,477.00   | 487,500.00 |                                           | 487,500.00                                           | 276,697.00         | 210,803.00 |
|                                                                        |        |              |            |                                           |                                                      |                    |            |
|                                                                        |        |              |            |                                           |                                                      |                    |            |
|                                                                        |        |              |            |                                           |                                                      |                    |            |
|                                                                        |        |              |            |                                           |                                                      |                    |            |
|                                                                        |        |              |            |                                           |                                                      |                    |            |
|                                                                        |        |              |            |                                           |                                                      |                    |            |
|                                                                        |        |              |            |                                           |                                                      |                    |            |
|                                                                        |        |              |            |                                           |                                                      |                    |            |
|                                                                        |        |              |            |                                           |                                                      |                    |            |





CURRENT FUND - APPROPRIATIONS

| 8. GENERAL APPROPRIATIONS<br><br>(A) Operations - Excluded from "CAPS" | FCOA     | Appropriated  |              |                                           |                                                      | Expended/TY* 2010  |           |
|------------------------------------------------------------------------|----------|---------------|--------------|-------------------------------------------|------------------------------------------------------|--------------------|-----------|
|                                                                        |          | CY 2011       | TY 2010      | TY 2010<br>By Emergency<br>Appropriations | Total For TY 2010<br>As Modified By<br>All Transfers | Paid or<br>Charged | Reserved  |
| Interlocal Municipal Service Agreements                                | XXXXXX   | XXXXXX        | XXXXXX       | XXXXXX                                    | XXXXXX                                               | XXXXXX             | XXXXXX    |
| Reimbursements for Health Services                                     |          |               |              |                                           |                                                      |                    |           |
| Board of Health - Weehawken                                            | 42-100   |               |              |                                           |                                                      |                    |           |
| Salaries and Wages                                                     | 42-100-1 | 15,000.00     | 7,500.00     |                                           | 7,500.00                                             |                    | 7,500.00  |
| Board of Health-Guttenberg                                             | 42-101   |               |              |                                           |                                                      |                    |           |
| Salaries and Wages                                                     | 42-101-1 | 15,000.00     | 7,500.00     |                                           | 7,500.00                                             |                    | 7,500.00  |
| Board of Health-Secaucus                                               | 42-102   |               |              |                                           |                                                      |                    |           |
| Salaries and Wages                                                     | 42-102-1 | 20,000.00     | 10,000.00    |                                           | 10,000.00                                            |                    | 10,000.00 |
| Board of Health-Chapter 226 Nursing Serv.                              | 42-103   |               |              |                                           |                                                      |                    |           |
| Salaries and Wages                                                     | 42-103-1 | 51,000.00     | 25,500.00    |                                           | 25,500.00                                            |                    | 25,500.00 |
| Contribution to North Hudson Regional Fire                             | 42-104   | 12,800,000.00 | 6,200,000.00 |                                           | 6,285,698.00                                         | 6,254,376.00       | 31,322.00 |
| Total Interlocal Municipal Service Agreements                          | XXXXXX   | 12,901,000.00 | 6,250,500.00 | -                                         | 6,336,198.00                                         | 6,254,376.00       | 81,822.00 |

CURRENT FUND - APPROPRIATIONS

| 8. GENERAL APPROPRIATIONS<br><br>(A) Operations - Excluded from<br>"CAPS"  | FCOA   | Appropriated |         |                                           |                                                      | Expended/TY* 2010  |          |
|----------------------------------------------------------------------------|--------|--------------|---------|-------------------------------------------|------------------------------------------------------|--------------------|----------|
|                                                                            |        | CY 2011      | TY 2010 | TY 2010<br>By Emergency<br>Appropriations | Total For TY 2010<br>As Modified By<br>All Transfers | Paid or<br>Charged | Reserved |
| Additional Appropriations Offset by<br>Revenues (N.J.S. 40A:4-43.3h)       | XXXXXX | XXXXXX       | XXXXXX  | XXXXXX                                    | XXXXXX                                               | XXXXXX             | XXXXXX   |
|                                                                            |        |              |         |                                           |                                                      |                    |          |
|                                                                            |        |              |         |                                           |                                                      |                    |          |
|                                                                            |        |              |         |                                           |                                                      |                    |          |
|                                                                            |        |              |         |                                           |                                                      |                    |          |
|                                                                            |        |              |         |                                           |                                                      |                    |          |
|                                                                            |        |              |         |                                           |                                                      |                    |          |
|                                                                            |        |              |         |                                           |                                                      |                    |          |
|                                                                            |        |              |         |                                           |                                                      |                    |          |
|                                                                            |        |              |         |                                           |                                                      |                    |          |
|                                                                            |        |              |         |                                           |                                                      |                    |          |
|                                                                            |        |              |         |                                           |                                                      |                    |          |
|                                                                            |        |              |         |                                           |                                                      |                    |          |
|                                                                            |        |              |         |                                           |                                                      |                    |          |
|                                                                            |        |              |         |                                           |                                                      |                    |          |
|                                                                            |        |              |         |                                           |                                                      |                    |          |
|                                                                            |        |              |         |                                           |                                                      |                    |          |
|                                                                            |        |              |         |                                           |                                                      |                    |          |
| Total Additional Appropriations Offset by Revenues<br>(N.J.S. 40A:4-45.3h) | XXXXXX | -            | -       | -                                         | -                                                    | -                  | -        |

CURRENT FUND - APPROPRIATIONS

| 8. GENERAL APPROPRIATIONS<br><br>(A) Operations - Excluded from<br>"CAPS" | FCOA     | Appropriated |         |                                           |                                                      | Expended/TY* 2010  |          |
|---------------------------------------------------------------------------|----------|--------------|---------|-------------------------------------------|------------------------------------------------------|--------------------|----------|
|                                                                           |          | CY 2011      | TY 2010 | TY 2010<br>By Emergency<br>Appropriations | Total For TY 2010<br>As Modified By<br>All Transfers | Paid or<br>Charged | Reserved |
| Public and Private Programs Offset by Revenues                            | xxxxxx   | xxxxxx       | xxxxxx  | xxxxxx                                    | xxxxxx                                               | xxxxxx             | xxxxxx   |
| Reserve for Clean Communities Grant                                       | 41-770-2 | 50,475.00    |         |                                           |                                                      |                    | -        |
| Community of Hudson Alliance Committee                                    | 41-703   |              |         |                                           |                                                      |                    |          |
| County Share                                                              | 41-703-2 | 2,388.00     |         |                                           |                                                      |                    | -        |
| Local Share                                                               | 41-703-2 |              |         |                                           |                                                      |                    |          |
| Public Health Priority Funding Act                                        |          |              |         |                                           |                                                      |                    |          |
| Salaries and Wages                                                        | 41-785-1 |              |         |                                           |                                                      |                    |          |
| Other Expenses                                                            | 41-785-2 |              |         |                                           |                                                      |                    |          |
| Drunk Driving Enforcement Fund                                            | 41-745-2 |              |         |                                           |                                                      |                    | -        |
| State of New Jersey                                                       |          |              |         |                                           |                                                      |                    |          |
| Reserve for Summer Food Program                                           | 41-780-2 | 55,058.00    |         |                                           |                                                      |                    | -        |
| UEZ Maintenance                                                           | 41-770-2 |              |         |                                           |                                                      |                    |          |
| Reserve for Alcohol Education and Rehabilitation Fund                     | 41-702-2 | 1,906.00     |         |                                           |                                                      |                    |          |
| Neighborhood Preservation Balanced Housing                                | 41-746-2 |              |         |                                           |                                                      |                    | -        |
| Defibrillator Grant                                                       | 41-747-2 |              |         |                                           |                                                      |                    |          |
| UEZ Litter Clean-Up Equipment                                             | 41-770-2 |              |         |                                           |                                                      |                    | -        |
| NJ Dept. of Environmental Protection                                      | 41-701   |              |         |                                           |                                                      |                    | -        |
|                                                                           |          |              |         |                                           |                                                      |                    | -        |

CURRENT FUND - APPROPRIATIONS

| 8. GENERAL APPROPRIATIONS<br><br>(A) Operations - Excluded from "CAPS" | FCOA     | Appropriated |         |                                           |                                                      | Expended/TY* 2010  |          |
|------------------------------------------------------------------------|----------|--------------|---------|-------------------------------------------|------------------------------------------------------|--------------------|----------|
|                                                                        |          | CY 2011      | TY 2010 | TY 2010<br>By Emergency<br>Appropriations | Total For TY 2010<br>As Modified By<br>All Transfers | Paid or<br>Charged | Reserved |
| Public and Private Programs Offset By Revenues                         | xxxxxx   | xxxxxx       | xxxxxx  | xxxxxx                                    | xxxxxx                                               | xxxxxx             | xxxxxx   |
|                                                                        |          |              |         |                                           |                                                      |                    |          |
|                                                                        |          |              |         |                                           |                                                      |                    |          |
| 2008 Body Armor Replacement                                            | 41-716-2 |              |         |                                           |                                                      |                    |          |
| Reserve for Body Armor Replacement                                     | 41-716-2 | 8,778.00     |         |                                           |                                                      |                    |          |
| Domestic Violence Training                                             | 41-715-2 |              |         |                                           |                                                      |                    |          |
| Reserve for Safe and Secure Grant                                      | 41-709-2 | 58,067.00    |         |                                           |                                                      |                    |          |
| Justice Assistance Grant Program - American Recovery Act               | 41-749-2 |              |         |                                           |                                                      |                    |          |
| Justice Assistance Grant                                               | 41-723-2 |              |         |                                           |                                                      |                    |          |
| Reserve for UEZ Police Hiring                                          | 41-724-2 | 69,200.00    |         |                                           |                                                      |                    |          |
| Drunk Driving Enforcement Fund                                         | 41-725-2 |              |         |                                           |                                                      |                    |          |
|                                                                        |          |              |         |                                           |                                                      |                    |          |
|                                                                        |          |              |         |                                           |                                                      |                    |          |
|                                                                        |          |              |         |                                           |                                                      |                    |          |
|                                                                        |          |              |         |                                           |                                                      |                    |          |
|                                                                        |          |              |         |                                           |                                                      |                    |          |

CURRENT FUND - APPROPRIATIONS

| 8. GENERAL APPROPRIATIONS<br><br>(A) Operations - Excluded from "CAPS" | FCOA     | Appropriated |         |                                           |                                                      | Expended/TY* 2010  |          |
|------------------------------------------------------------------------|----------|--------------|---------|-------------------------------------------|------------------------------------------------------|--------------------|----------|
|                                                                        |          | CY 2011      | TY 2010 | TY 2010<br>By Emergency<br>Appropriations | Total For TY 2010<br>As Modified By<br>All Transfers | Paid or<br>Charged | Reserved |
| Public and Private Programs Offset by Revenues                         | xxxxxx   | xxxxxx       | xxxxxx  | xxxxxx                                    | xxxxxx                                               | xxxxxx             | xxxxxx   |
| Pandemic Flue Preparedness                                             | 41-748-2 |              |         |                                           |                                                      |                    |          |
| Community of Hudson Alliance Committee                                 | 41-705   |              |         |                                           |                                                      |                    |          |
| County Share                                                           | 41-705-2 |              |         |                                           |                                                      |                    |          |
| Local Share                                                            | 41-705-2 |              |         |                                           |                                                      |                    |          |
| UEZ Marketing                                                          | 41-779-2 |              |         |                                           |                                                      |                    |          |
| UEZ Administration - FY '09                                            | 41-712-2 |              |         |                                           |                                                      |                    |          |
| UEZ Administration - FY '08                                            | 41-711-2 |              |         |                                           |                                                      |                    |          |
| Reserve for Over the Limit/Under Arrest 2007                           | 41-713-2 |              |         |                                           |                                                      |                    |          |
| Reserve for Community Partnership                                      | 41-722-2 |              |         |                                           |                                                      |                    |          |
| Reserve for Recycling Tonnage - 2006                                   | 41-717-2 |              |         |                                           |                                                      |                    |          |
| Reserve for Recycling Tonnage - 2007                                   | 41-717-2 |              |         |                                           |                                                      |                    |          |
| FY '08 Emergency Management Assistance                                 | 41-718-2 |              |         |                                           |                                                      |                    |          |
| UEZ Administration - FY '10                                            | 41-710-2 |              |         |                                           |                                                      |                    |          |
| UEZ Litter Clean-Up Program II                                         | 41-770-2 |              |         |                                           |                                                      |                    |          |
|                                                                        |          |              |         |                                           |                                                      |                    |          |
|                                                                        |          |              |         |                                           |                                                      |                    |          |
|                                                                        |          |              |         |                                           |                                                      |                    |          |

CURRENT FUND - APPROPRIATIONS

| 8. GENERAL APPROPRIATIONS<br><br>(A) Operations - Excluded from "CAPS" | FCOA     | Appropriated  |               |                                           |                                                      | Expended/TY* 2010  |            |
|------------------------------------------------------------------------|----------|---------------|---------------|-------------------------------------------|------------------------------------------------------|--------------------|------------|
|                                                                        |          | CY 2011       | TY 2010       | TY 2010<br>By Emergency<br>Appropriations | Total For TY 2010<br>As Modified By<br>All Transfers | Paid or<br>Charged | Reserved   |
| 2008 Green Communities Phase II                                        | 41-701-2 |               |               |                                           |                                                      |                    | -          |
| Clean Communities Program                                              | 41-745-2 |               |               |                                           |                                                      |                    | -          |
| UEZ-Bergeline Ave. Installment Loan Yr 10                              | 41-704-2 |               |               |                                           |                                                      |                    | -          |
| Clean Communities Program                                              | 41-708-2 |               |               |                                           |                                                      |                    | -          |
| NJ State Council on the Arts Block Grant                               | 41-706-2 |               |               |                                           |                                                      |                    | -          |
| Alcohol Education and Rehabilitation Fund                              | 41-707-2 |               |               |                                           |                                                      |                    | -          |
|                                                                        |          |               |               |                                           |                                                      |                    |            |
|                                                                        |          |               |               |                                           |                                                      |                    |            |
|                                                                        |          |               |               |                                           |                                                      |                    |            |
|                                                                        |          |               |               |                                           |                                                      |                    |            |
|                                                                        |          |               |               |                                           |                                                      |                    |            |
|                                                                        |          |               |               |                                           |                                                      |                    |            |
|                                                                        |          |               |               |                                           |                                                      |                    |            |
| Total Public and Private Programs Offset by Revenues                   | xxxxxx   | 245,872.00    | -             | -                                         | -                                                    | -                  | -          |
|                                                                        |          |               |               |                                           |                                                      |                    |            |
| Total Operations Excluded from "CAPS"                                  | 60023-00 | 14,072,349.00 | 6,738,000.00  | -                                         | 6,823,698.00                                         | 6,531,073.00       | 292,625.00 |
| Detail:                                                                |          |               |               |                                           |                                                      |                    |            |
| Salaries & Wages                                                       | 60023-11 | 101,000.00    | 101,000.00    | -                                         | 50,500.00                                            | -                  | 50,500.00  |
| Other Expenses(Including Contingent)                                   | 60023-99 | 13,971,349.00 | 13,971,349.00 | -                                         | 6,773,198.00                                         | 6,531,073.00       | 242,125.00 |



CURRENT FUND - APPROPRIATIONS

| 8. GENERAL APPROPRIATIONS<br><br>(C) Capital Improvements -<br>Excluded from "CAPS" | FCOA     | Appropriated |           |                                           |                                                      | Expended/TY* 2010  |          |
|-------------------------------------------------------------------------------------|----------|--------------|-----------|-------------------------------------------|------------------------------------------------------|--------------------|----------|
|                                                                                     |          | CY 2011      | TY 2010   | TY 2010<br>By Emergency<br>Appropriations | Total For TY 2010<br>As Modified By<br>All Transfers | Paid or<br>Charged | Reserved |
|                                                                                     |          |              |           |                                           |                                                      |                    |          |
|                                                                                     |          |              |           |                                           |                                                      |                    |          |
|                                                                                     |          |              |           |                                           |                                                      |                    |          |
| Public & Private Programs OFF-SET by Revenues                                       | XXXXX    | XXXXX        | XXXXX     | XXXXX                                     | XXXXX                                                | XXXXX              | XXXXX    |
| New Jersey Transportation Trust Fund Authority Act                                  | 41-865   |              |           |                                           |                                                      |                    |          |
|                                                                                     |          |              |           |                                           |                                                      |                    |          |
| DOT 2010 Road Aid Program                                                           | 41-806-2 | 323,438.00   |           |                                           |                                                      |                    |          |
|                                                                                     |          |              |           |                                           |                                                      |                    |          |
|                                                                                     |          |              |           |                                           |                                                      |                    |          |
|                                                                                     |          |              |           |                                           |                                                      |                    |          |
|                                                                                     |          |              |           |                                           |                                                      |                    |          |
|                                                                                     |          |              |           |                                           |                                                      |                    |          |
|                                                                                     |          |              |           |                                           |                                                      |                    |          |
|                                                                                     |          |              |           |                                           |                                                      |                    |          |
|                                                                                     |          |              |           |                                           |                                                      |                    |          |
|                                                                                     |          |              |           |                                           |                                                      |                    |          |
|                                                                                     |          |              |           |                                           |                                                      |                    |          |
|                                                                                     |          |              |           |                                           |                                                      |                    |          |
| Total Capital Improvements Excluded from "CAPS"                                     | 60002-77 | 473,438.00   | 50,000.00 | -                                         | 50,000.00                                            | 50,000.00          | -        |

CURRENT FUND - APPROPRIATIONS

| 8. GENERAL APPROPRIATIONS<br><br>(D) Municipal Debt Service -<br>Excluded from "CAPS" | FCOA   | Appropriated |            |                                           |                                                      | Expended/TY* 2010  |          |
|---------------------------------------------------------------------------------------|--------|--------------|------------|-------------------------------------------|------------------------------------------------------|--------------------|----------|
|                                                                                       |        | CY 2011      | TY 2010    | TY 2010<br>By Emergency<br>Appropriations | Total For TY 2010<br>As Modified By<br>All Transfers | Paid or<br>Charged | Reserved |
|                                                                                       |        |              |            |                                           |                                                      |                    |          |
| Payment of Bond Principal                                                             | 45-920 | 2,525,000.00 |            |                                           |                                                      |                    | XXXXX    |
| Payment of Bond Anticipation Notes and Capital Notes                                  | 45-925 | 250,000.00   | 100,000.00 |                                           | 100,000.00                                           | 100,000.00         | XXXXX    |
| Interest on Bonds                                                                     | 45-930 | 1,309,410.00 | 686,322.00 |                                           | 686,322.00                                           | 686,322.00         | XXXXX    |
| Interest on Notes                                                                     | 45-935 | 36,100.00    | 43,750.00  |                                           | 43,750.00                                            | 43,628.00          | XXXXX    |
| <b>Green Trust Loan Program:</b>                                                      | XXXXX  |              |            | XXXXX                                     | XXXXX                                                | XXXXX              | XXXXX    |
| Loan Repayments for Principal and Interest                                            | 45-940 | 147,691.00   | 73,845.00  |                                           | 73,845.00                                            | 73,845.00          | XXXXX    |
| Casino Reinvestment Development Authority                                             | 45-941 | 34,612.00    | 2,639.00   |                                           | 2,639.00                                             | 2,639.00           | XXXXX    |
| North Hudson Regional Fire Debt Service                                               | 45-942 | 985,000.00   | 484,747.00 |                                           | 484,747.00                                           | 484,747.00         | XXXXX    |
| HCIA Loan Payment                                                                     | 45-943 | 286,500.00   |            |                                           |                                                      |                    |          |
| Capital Lease Obligations Approved Prior to 7/1/2007                                  |        |              |            |                                           |                                                      |                    | XXXXX    |
| Principal                                                                             | 45-941 |              |            |                                           |                                                      |                    | XXXXX    |
| Interest                                                                              | 45-941 |              |            |                                           |                                                      |                    | XXXXX    |
| Capital Lease Obligations Approved After 7/1/2007 -DPW Garage                         |        |              |            |                                           |                                                      |                    | XXXXX    |
| Principal                                                                             | 45-941 | 240,000.00   | 120,000.00 |                                           | 120,000.00                                           | 120,000.00         | XXXXX    |
| Interest                                                                              | 45-941 | 483,000.00   | 386,450.00 |                                           | 386,450.00                                           | 277,704.00         | XXXXX    |
| Developers Waterfront HCIA Bonds                                                      |        |              |            |                                           |                                                      |                    | XXXXX    |
| Principal                                                                             | 45-941 | 510,000.00   | 495,000.00 |                                           | 495,000.00                                           |                    | XXXXX    |
| Interest                                                                              | 45-941 | 39,530.00    | 28,737.00  |                                           | 28,737.00                                            | 19,765.00          |          |

CURRENT FUND - APPROPRIATIONS

| 8. GENERAL APPROPRIATIONS<br><br>(E) Deferred Charges Municipal -<br>Excluded from "CAPS" | FCOA   | Appropriated  |              |                                           |                                                      | Expended/TY* 2010  |            |
|-------------------------------------------------------------------------------------------|--------|---------------|--------------|-------------------------------------------|------------------------------------------------------|--------------------|------------|
|                                                                                           |        | CY 2011       | TY 2010      | TY 2010<br>By Emergency<br>Appropriations | Total For TY 2010<br>As Modified By<br>All Transfers | Paid or<br>Charged | Reserved   |
| (1) DEFERRED CHARGES                                                                      | xxxxx  | xxxxx         | xxxxx        | xxxxx                                     | xxxxx                                                | xxxxx              | xxxxx      |
| Emergency Authorizations                                                                  | 46-870 | 130,000.00    |              | xxxxx                                     |                                                      |                    | xxxxx      |
| Special Emergency Authorizations - 5 years (N.J.S.<br>40A:4-55)                           | 46-875 | 55,000.00     |              | xxxxx                                     |                                                      |                    | xxxxx      |
| Special Emergency Authorizations - 3 Years (N.J.S.<br>40A:4-55.1 & 40A:4-55.13)           | 46-871 |               |              | xxxxx                                     |                                                      |                    | xxxxx      |
| Refunding Bond Ord. Approved by LFB                                                       | 46-870 |               |              | xxxxx                                     |                                                      |                    | xxxxx      |
| Deferred Charge Accounts Payable                                                          | 46-871 |               |              | xxxxx                                     |                                                      |                    | xxxxx      |
| Deferred Charge to Future Taxation - TARN                                                 | 46-871 |               |              | xxxxx                                     |                                                      |                    | xxxxx      |
|                                                                                           |        |               |              | xxxxx                                     |                                                      |                    | xxxxx      |
|                                                                                           |        |               |              | xxxxx                                     |                                                      |                    | xxxxx      |
|                                                                                           |        |               |              | xxxxx                                     |                                                      |                    | xxxxx      |
|                                                                                           |        |               |              | xxxxx                                     |                                                      |                    | xxxxx      |
| Total Deferred Charges - Municipal Excluded from "CAPS"                                   | 46-999 | 185,000.00    | -            | xxxxx                                     | -                                                    | -                  | xxxxx      |
| (F) Judgements                                                                            | 37-480 | 12,000.00     |              | xxxxx                                     |                                                      |                    | xxxxx      |
| (N) Transferred to B.O.E. for Use of Local Schools<br>(N.J.S.A> 40:48-17.1 & 17.3)        | 29-405 |               |              | xxxxx                                     |                                                      |                    | xxxxx      |
| (G) With Prior Written Consent of Local Finance Board:<br>Cash Deficit of Preceeding Year | 46-885 |               |              | xxxxx                                     |                                                      |                    | xxxxx      |
| (H-2) Total General Appropriations for Municipal<br>Purposes Excluded from "CAPS"         | 34-309 | 21,589,630.00 | 9,209,490.00 | xxxxx                                     | -                                                    | 9,295,188.00       | xxxxx      |
|                                                                                           |        |               |              |                                           |                                                      | 8,389,723.00       | 292,625.00 |

CURRENT FUND - APPROPRIATIONS

| 8. GENERAL APPROPRIATIONS                                                                                   | FCOA   | Appropriated  |               |                                           |                                                      | Expended/TY* 2010  |              |
|-------------------------------------------------------------------------------------------------------------|--------|---------------|---------------|-------------------------------------------|------------------------------------------------------|--------------------|--------------|
|                                                                                                             |        | CY 2011       | TY 2010       | TY 2010<br>By Emergency<br>Appropriations | Total For TY 2010<br>As Modified By<br>All Transfers | Paid or<br>Charged | Reserved     |
| For Local School District Purposes - Excluded from "CAPS"                                                   | xxxxx  | xxxxx         | xxxxx         | xxxxx                                     | xxxxx                                                | xxxxx              | xxxxx        |
| (1) Type 1 District School Debt Service                                                                     | xxxxx  |               |               |                                           |                                                      |                    | xxxxx        |
| Payment of Bond Principal                                                                                   | 48-920 | 1,095,000.00  |               |                                           |                                                      |                    | xxxxx        |
| Payment of Bond Anticipation Notes                                                                          | 48-925 |               |               |                                           |                                                      |                    | xxxxx        |
| Interest on Bonds                                                                                           | 48-930 | 142,089.00    | 85,964.00     |                                           | 85,964.00                                            | 85,964.00          | xxxxx        |
| Interest on Notes                                                                                           | 48-935 |               |               |                                           |                                                      |                    | xxxxx        |
| Total of Type I District School Debt Service -<br>Excluded from "CAPS"                                      | 48-999 | 1,237,089.00  | 85,964.00     | -                                         | 85,964.00                                            | 85,964.00          | -            |
| (J) Deferred Charges and Statutory Expenditures -<br>Local School - Excluded from "CAPS"                    | xxxxx  | xxxxx         | xxxxx         | xxxxx                                     | xxxxx                                                | xxxxx              | xxxxx        |
| Emergency Authorizations - Schools                                                                          | 29-406 |               |               |                                           |                                                      |                    | xxxxx        |
| Capital Project for Land, Building or Equipment<br>N.J.S. 18A:22-20                                         | 29-407 |               |               |                                           |                                                      |                    |              |
| Total of Deferred Charges and Statutory<br>Expenditures - Local School - Excluded from                      | 29-409 | -             | -             | -                                         | -                                                    | -                  | -            |
| (K) Total Municipal Appropriations for Local District<br>School Purposes (items (I) and (J) - Excluded from | 29-10  | 1,237,089.00  | 85,964.00     | -                                         | 85,964.00                                            | 85,964.00          | -            |
| (O) Total General Appropriations Excluded from "CAPS"                                                       | 34-399 | 22,826,719.00 | 9,295,454.00  | -                                         | 9,381,152.00                                         | 8,475,687.00       | 292,625.00   |
| (L) Subtotal General Appropriations (Items (H-1) and (O)                                                    | 34-400 | 70,844,177.00 | 30,679,894.00 | 405,000.00                                | 31,084,894.00                                        | 28,922,600.00      | 1,549,454.00 |
| (M) Reserve for Uncollected Taxes                                                                           | 50-899 | 973,624.00    | 1,500,000.00  |                                           | 1,500,000.00                                         | 1,500,000.00       | xxxxx        |
| 9. Total General Appropriations                                                                             | 34-499 | 71,817,801.00 | 32,179,894.00 | 405,000.00                                | 32,584,894.00                                        | 30,422,600.00      | 1,549,454.00 |

CURRENT FUND - APPROPRIATIONS

| 8. GENERAL APPROPRIATIONS<br>Summary of Operations     | FCOA   | Appropriated  |               |                                           |                                                      | Expended/TY* 2010  |              |
|--------------------------------------------------------|--------|---------------|---------------|-------------------------------------------|------------------------------------------------------|--------------------|--------------|
|                                                        |        | CY 2011       | TY 2010       | TY 2010<br>By Emergency<br>Appropriations | Total For TY 2010<br>As Modified By<br>All Transfers | Paid or<br>Charged | Reserved     |
| (A) Operations: (a+b) within "CAPS" - incl. contingent | 34-299 | 43,007,917.00 | 19,766,740.00 | 405,000.00                                | 20,086,042.00                                        | 18,833,188.00      | 1,252,854.00 |
| Statutory Expenses                                     | XXXXXX | 4,919,519.00  | 420,000.00    | -                                         | 420,000.00                                           | 416,025.00         | 3,975.00     |
| (B) (a) Operations - Excluded from "CAPS"              | XXXXXX | XXXXXX        | XXXXXX        | XXXXXX                                    | XXXXXX                                               | XXXXXX             | XXXXXX       |
| Other Operations                                       | 34-300 | 925,477.00    | 487,500.00    | -                                         | 487,500.00                                           | 276,697.00         | 210,803.00   |
| Uniform Construction Code                              | 22-999 | -             | -             | -                                         | -                                                    | -                  | -            |
| Interlocal Municipal Service Agreements                | 42-999 | 12,901,000.00 | 6,250,500.00  | -                                         | 6,336,198.00                                         | 6,254,376.00       | 81,822.00    |
| Additional Appropriation Offset by Revenues            | 34-303 | -             | -             | -                                         | -                                                    | -                  | -            |
| Public & Private Programs Offset by revenues           | 40-999 | 245,872.00    | -             | -                                         | -                                                    | -                  | -            |
| Total Operations - Excluded from Caps                  | 34-305 | 14,072,349.00 | 6,738,000.00  | -                                         | 6,823,698.00                                         | 6,531,073.00       | 292,625.00   |
| (C) Capital Improvements                               | 44-999 | 473,438.00    | 50,000.00     | -                                         | 50,000.00                                            | 50,000.00          | -            |
| (D)                                                    | 45-999 | 6,846,843.00  | 2,421,490.00  | -                                         | 2,421,490.00                                         | 1,808,650.00       | XXXXXX       |
| (E) Total Deferred Charges (Sheet 18 & 28)             | 46-999 | 275,022.00    | 1,197,700.00  | XXXXXX                                    | 1,197,700.00                                         | 1,197,700.00       | XXXXXX       |
| (F) Judgements                                         | 37-480 | 12,000.00     | -             | -                                         | -                                                    | -                  | -            |
| (G) Cash Deficits                                      | 46-885 | -             | -             | XXXXXX                                    | -                                                    | -                  | XXXXXX       |
| (K) Local District School Purposes                     | 29-410 | 1,237,089.00  | 85,964.00     | -                                         | 85,964.00                                            | 85,964.00          | XXXXXX       |
| (N) Transferred to Board                               | 29-405 | -             | -             | XXXXXX                                    | -                                                    | -                  | XXXXXX       |
| (M) Reserve for Uncollected Taxes                      | 50-899 | 973,624.00    | 1,500,000.00  | XXXXXX                                    | 1,500,000.00                                         | 1,500,000.00       | XXXXXX       |
| Total General Appropriations                           | 34-499 | 71,817,801.00 | 32,179,894.00 | 405,000.00                                | 32,584,894.00                                        | 30,422,600.00      | 1,549,454.00 |

TOWN OF WEST NEW YORK  
2011 MUNICIPAL BUDGET

Sheets 31 - 37 - Not Applicable to Municipal Budget and have been omitted from this document

**DEDICATED ASSESSMENT BUDGET**

N/A

**UTILITY**

| 14. DEDICATED REVENUES FROM                      | Anticipated  |  |      |  | Realized in<br>in 2010           |
|--------------------------------------------------|--------------|--|------|--|----------------------------------|
|                                                  | 2011         |  | 2010 |  |                                  |
| Assessment Cash                                  |              |  |      |  |                                  |
| Deficit ( _____ Utility Budget)                  |              |  |      |  |                                  |
| Total _____ Utility Assessment Revenues          |              |  |      |  |                                  |
| 15. APPROPRIATIONS FOR ASSESSMENT DEBT           | Appropriated |  |      |  | Expended 2010<br>Paid or Charged |
|                                                  | 2011         |  | 2010 |  |                                  |
| Payment of Bond Principal                        |              |  |      |  |                                  |
| Payment of Bond Anticipation Notes               |              |  |      |  |                                  |
| Total _____ Utility<br>Assessment Appropriations | None         |  | None |  | None                             |

Dedication by Rider - (N.J.S. 40A:4-39) "The dedicated revenues anticipated during the year 2011 from Animal Control, State or Federal Aid for Maintenance of Libraries, Bequest, Escheat, Federal Grant; Construction Code Fees Due Hackensack Meadowlands Development Commission; Outside Employment of Off-Duty Municipal Police Officers; Unemployment Compensation Insurance; Reimbursement of Sale of Gasoline to State Automobiles; State Training Fees - Uniform Construction Code Act; Older Americans Act - Program Contributions; Municipal Alliance on Alcoholism and Drug Abuse - Program Income; Urban Enterprise Zone Act; Housing and Community Development Act of 1974; Neighborhood Preservation Program; Parking Offenses Adjudication Act; Disposal of Forfeited Property; Uniform Fire Safety Act are hereby anticipated as revenue and are hereby appropriated for the purposes to which said revenue is dedicated by statute or other legal requirement."

*(Insert additional, appropriate titles in space above when applicable, if resolution for rider has been approved by the Director)*

## APPENDIX TO BUDGET STATEMENT

### CURRENT FUND BALANCE SHEET - DECEMBER 31, 2010

| ASSETS                                                        |           |            |    |
|---------------------------------------------------------------|-----------|------------|----|
| Cash and Investments                                          | 1110100   | 12,862,836 | 00 |
| Due From State of N.J.(c. 20, P.L. 1971)                      | 1111000   |            | 00 |
| Federal and State Grant Receivable                            | 1110200   | 1,800,987  | 00 |
| Receivables with Offsetting Reserves:                         | xxxxxxxxx | xxxxxxxxx  | xx |
| Taxes Receivable                                              | 1110300   | 1,555,556  | 00 |
| Tax Title Liens Receivable                                    | 1110400   | 238,105    | 00 |
| Property Acquired By Tax Title Lien Liquidation               | 1110500   |            | 00 |
| Other Receivables                                             | 1110600   | 106,288    | 00 |
| Deferred Charges Required to be in 2011 Budget                | 1110700   | 275,022    | 00 |
| Deferred Charges Required to be in Budgets Subsequent to 2011 | 1110800   | 220,000    | 00 |
| Total Assets                                                  | 1110900   | 17,058,794 | 00 |

### LIABILITIES, RESERVES AND SURPLUS

|                                         |         |            |    |
|-----------------------------------------|---------|------------|----|
| *Cash Liabilities                       | 2110100 | 7,265,921  | 00 |
| Reserve for Receivables                 | 2110200 | 1,899,949  | 00 |
| Surplus                                 | 2110300 | 7,892,924  | 00 |
| Total Liabilities, Reserves and Surplus |         | 17,058,794 | 00 |

|                                               |         |      |  |
|-----------------------------------------------|---------|------|--|
| School Tax Levy Unpaid                        | 2220100 |      |  |
| Less: School Tax Deferred                     | 2220200 |      |  |
| *Balance Included in Above "Cash Liabilities" | 2220300 | None |  |

### COMPARATIVE STATEMENT OF CURRENT FUND OPERATIONS AND CHANGE IN CURRENT SURPLUS

|                                                      |         | TY10       |    | SFY10       |    |
|------------------------------------------------------|---------|------------|----|-------------|----|
| Surplus Balance, July 1st                            | 2310100 | 6,212,936  | 00 | 2,936,261   | 00 |
| CURRENT REVENUE ON A CASH BASIS:                     |         |            |    |             |    |
| Current Taxes                                        |         |            |    |             |    |
| *(Percentage collected: TY'10 94.77%, SFY'10 98.89%) | 2310200 | 27,374,396 | 00 | 60,829,987  | 00 |
| Delinquent Taxes                                     | 2310300 | 4,549      | 00 | 2,510,963   | 00 |
| Other Revenues and Additions to Income               | 2310400 | 17,613,782 | 00 | 37,448,130  | 00 |
| Total Funds                                          | 2310500 | 51,205,663 | 00 | 103,725,341 | 00 |
| EXPENDITURES AND TAX REQUIREMENTS:                   |         |            |    |             |    |
| Municipal Appropriations                             | 2310600 | 30,472,054 | 00 | 72,652,407  | 00 |
| School Taxes (Including Local and Regional)          | 2310700 | 7,184,607  | 00 | 13,636,640  | 00 |
| County Taxes (Including Added Tax Amounts)           | 2310800 | 6,061,078  | 00 | 11,171,335  | 00 |
| Special District Taxes                               | 2310900 |            | 00 |             | 00 |
| Other Expenditures and Deductions From Income        | 2311000 |            | 00 | 110,389     | 00 |
| Total Expenditures and Tax Requirements              | 2311100 | 43,717,739 | 00 | 97,570,771  | 00 |
| Less: Expenditures to be Raised by Future Taxation   | 2311200 | 405,000    | 00 | 58,366      | 00 |
| Total Adjusted Expenditures and Tax Requirements     | 2311300 | 43,312,739 | 00 | 97,512,405  | 00 |
| Surplus Balance, December 31st                       | 2311400 | 7,892,924  | 00 | 6,212,936   | 00 |

\*Nearest even percentage may be used

### Proposed Use of Current Fund Surplus in 2011 Budget

|                                            |         |           |    |
|--------------------------------------------|---------|-----------|----|
| Surplus Balance December 31, 2010          | 2311500 | 7,892,924 | 00 |
| Current Surplus Anticipated in 2011 Budget | 2311600 | 6,130,794 | 00 |
| Surplus Remaining                          | 2311700 | 1,762,130 | 00 |

(Important: This appendix must be included in advertisement of budget.)

CAPITAL BUDGET AND CAPITAL IMPROVEMENT PROGRAM

This section is included with the Annual Budget pursuant to N.J.A.C. 5:30-4. It does not in itself confer any authorization to raise or expend funds. Rather it is a document used as part of the local unit's planning and management program. Specific authorization to expend funds for purposes described in this section must be granted elsewhere, by a separate bond ordinance, by inclusion of a line item in the Capital Improvement Section of this budget, by an ordinance taking the money from the Capital Improvement Fund, or other lawful means.

CAPITAL BUDGET

- A plan for all capital expenditures for the current fiscal year.  
If no Capital Budget is included, check the reason why:

Total capital expenditures this year do not exceed \$25,000, including appropriations for Capital Improvement Fund, Capital Line Items and Down Payments on Improvements.

No bond ordinances are planned this year.

CAPITAL IMPROVEMENT PROGRAM

- A multi-year list of planned capital projects, including the current year.  
Check appropriate box for number of years covered, including current year:

3 years. (Population under 10,000)

6 years. (Over 10,000 and all county governments)

\_\_\_\_ years. (Exceeding minimum time period)

Check if municipality is under 10,000 has not expended more than \$25,000 annually for capital purposes in immediately previous three years, and is not adopting CIP.

## NARRATIVE FOR CAPITAL IMPROVEMENT PROGRAM

The following exhibit projects the proposed Capital needs for the Town for the years 2011 through 2016. This Budget does not provide an appropriation for the purpose outlined, nor does it firmly commit the Governing Body to the projects or amounts listed. As each program is proposed, your Governing Body will make further determinations as to need and method of financing. The following is a recap of the yearly program totals:

| <u>Year</u> | <u>General<br/>Capital</u> |
|-------------|----------------------------|
| 2011        | \$ 1,680,000.00            |
| 2012        | 0.00                       |
| 2013        | 0.00                       |
| 2014        | 0.00                       |
| 2015        | 0.00                       |
| 2016        | 0.00                       |
|             | <u>\$1,680,000.00</u>      |







**SECTION 2 - UPON ADOPTION FOR YEAR 2011**

(Only to be Included in the Budget as Finally Adopted)

**RESOLUTION**

Be It Resolved by the Governing Body of the Town of West New York, County of Hudson that the budget hereinbefore set forth is hereby adopted and shall constitute an appropriation for the purposes stated of the sums therein set forth as appropriations, and authorization of the amount of:

- (a) \$32,494,523 (Item 2 below) for municipal purposes, and
- (b) \$537,089 (Item 3 below) for school purposes in Type I School Districts only (N.J.S. 18A:9-2) to be raised by taxation and,
- (c) \$ \_\_\_\_\_ (Item 4 below) to be added to the certificate of amount to be raised by taxation for local school purposes in Type II School Districts only (N.J.S. 18A:9-3) and certification to the County Board of Taxation of the following summary of general revenues and appropriations.
- (d) \$ \_\_\_\_\_ (Item 43 Open Space, Recreation, Farmland and Historic Preservation Trust Fund Levy
- (e) \$925,477 (Item 5 below) Minimum Library Tax

**RECORDED VOTE**  
(Insert last name)

|      |                 |      |      |  |                |
|------|-----------------|------|------|--|----------------|
|      | (               |      | (    |  | (              |
|      | Comm. Lange     |      |      |  | Abstained None |
|      | Comm. Lopez     |      | None |  | (              |
| Ayes | Comm. Riccardi  | Nays | (    |  |                |
|      | Comm. Rodriguez |      | (    |  |                |
|      | Mayor Vega      |      | (    |  | Absent None    |
|      |                 |      | (    |  | (              |

**SUMMARY OF REVENUES**

1. General Revenues

|                                                                                                                            |  |        |                      |                      |
|----------------------------------------------------------------------------------------------------------------------------|--|--------|----------------------|----------------------|
| Surplus Anticipated                                                                                                        |  | 08-100 |                      | \$ 6,130,794         |
| Miscellaneous Revenues Anticipated                                                                                         |  |        |                      | 13-099 \$ 30,215,740 |
| Receipts from Delinquent Taxes                                                                                             |  |        |                      | 15-499 \$ 1,514,178  |
| <b>2. AMOUNT TO BE RAISED BY TAXATION FOR MUNICIPAL PURPOSES (Item 6(a), Sheet 11)</b>                                     |  |        |                      | 07-190 \$ 32,494,523 |
| <b>3. AMOUNT TO BE RAISED BY TAXATION FOR SCHOOLS IN TYPE I SCHOOL DISTRICTS ONLY:</b>                                     |  |        |                      |                      |
| Item 6, Sheet 42                                                                                                           |  |        |                      |                      |
| Item 6(b), Sheet 11 (N.J.S. 40A:4-14)                                                                                      |  | 07-195 |                      |                      |
|                                                                                                                            |  | 07-191 | \$ 537,089           |                      |
| <b>Total Amount to be Raised by Taxation for Schools in Type I School Districts Only</b>                                   |  |        |                      | <b>\$ 537,089</b>    |
| <b>4. To Be Added TO THE CERTIFICATE FOR AMOUNT TO BE RAISED BY TAXATION FOR SCHOOLS IN TYPE II SCHOOL DISTRICTS ONLY:</b> |  |        |                      |                      |
| Item 6(b), Sheet 11 (N.J.S. 40A:4-14)                                                                                      |  | 07-191 |                      |                      |
| <b>5. AMOUNT TO BE RAISED BY TAXATION MINIMUM LIBRARY LEVY</b>                                                             |  | 07-192 | <b>\$ 925,477</b>    |                      |
| <b>Total Revenues</b>                                                                                                      |  | 13-299 | <b>\$ 71,817,801</b> |                      |

## SUMMARY OF APPROPRIATIONS

| 5. GENERAL APPROPRIATIONS                                                                 | XXXXXXXX | XXXXXXXXXX    |
|-------------------------------------------------------------------------------------------|----------|---------------|
| Within "CAPS"                                                                             | XXXXXXXX | XXXXXXXXXX    |
| (a&b) Operations Including Contingent                                                     | 34-201   | \$ 43,007,917 |
| (e) Deferred Charges and Statutory Expenditures - Municipal                               | 34-209   | \$ 5,009,541  |
| (g) Cash Deficit                                                                          | 46-885   | \$            |
| Excluded from "CAPS"                                                                      | XXXXXXXX | XXXXXXXXXX    |
| (a) Operations - Total Operations Excluded from "CAPS"                                    | 34-305   | \$ 14,072,349 |
| (c) Capital Improvements                                                                  | 44-999   | \$ 473,438    |
| (d) Municipal Debt Service                                                                | 45-999   | \$ 6,846,843  |
| (e) Deferred Charges - Municipal                                                          | 46-999   | \$ 185,000    |
| (f) Judgements                                                                            | 37-480   | \$ 12,000     |
| (n) Transferred to Board of Education for Use of Local Schools (N.J.S. 40:48-17.1 & 17.3) | 29-405   | \$            |
| (g) Cash Deficit                                                                          | 46-885   | \$            |
| (k) For Local District School Purposes                                                    | 29-410   | \$ 1,237,089  |
| (m) Reserve for Uncollected Taxes (Include Other Reserves if Any)                         | 50-899   | \$ 973,624    |
| 6. SCHOOL APPROPRIATIONS - TYPE I SCHOOL DISTRICTS ONLY (N.J.S. 40A:4-13)                 | 07-195   |               |
| Total Appropriations                                                                      | 34-499   | \$ 71,817,801 |

It is hereby certified that the within budget is a true copy of the budget finally adopted by resolution of the Board of Commissioners on the 20th day of April, 2011. It is further certified that each item of revenue and appropriation is set forth in the same amount and by the same title as appeared in the 2011 approved budget and all amendments thereto, if any, which have been previously approved by the Director of Local Government Services.

Certified by me this 20th day of April, 2011, *Amelia Mearns*, Clerk

**COUNTY/MUNICIPAL OPEN SPACE, RECREATION, FARMLAND AND HISTORIC PRESERVATION TRUST FUND**

| DEDICATED REVENUES<br>FROM TRUST FUND | Anticipated |       | Realized in<br>Cash in 2010 | APPROPRIATIONS                                            | Appropriated |      | Expended 2010   |          |        |    |
|---------------------------------------|-------------|-------|-----------------------------|-----------------------------------------------------------|--------------|------|-----------------|----------|--------|----|
|                                       | 2011        | 2010  |                             |                                                           | 2011         | 2010 | Paid or Charged | Reserved |        |    |
| Amount To Be Raised<br>By Taxation    |             |       |                             | Development of Lands for<br>Recreation and Conservation:  | XXXXXX       | XX   | XXXXXX          | XX       | XXXXXX | XX |
|                                       |             | N/A   |                             | Salaries & Wages                                          |              |      |                 |          |        |    |
| Interest Income                       |             |       |                             | Other Expenses                                            |              |      |                 |          |        |    |
|                                       |             |       |                             | Maintenance of Lands for<br>Recreation and Conservation:  | XXXXXX       | XX   | XXXXXX          | XX       | XXXXXX | XX |
| Reserve Funds:                        |             |       |                             | Salaries & Wages                                          |              |      |                 |          |        |    |
|                                       |             |       |                             | Other Expenses                                            |              |      |                 |          |        |    |
|                                       |             |       |                             | Historic Preservation:                                    | XXXXXX       | XX   | XXXXXX          | XX       | XXXXXX | XX |
|                                       |             |       |                             | Salaries & Wages                                          |              |      |                 |          |        |    |
|                                       |             |       |                             | Other Expenses                                            |              |      |                 |          |        |    |
| <b>Total Trust Fund Revenues:</b>     |             |       |                             | Acquisition of Lands for Recre-<br>ation and Conservation |              |      |                 |          |        |    |
| <b>Summary of Program</b>             |             |       |                             | Acquisition of Farmland                                   |              |      |                 |          |        |    |
| Year Referendum Passed/Implemented:   |             |       |                             | Down Payments on Improvements                             |              |      |                 |          |        |    |
| Rate Assessed:                        | \$          | _____ |                             | Debt Service:                                             | XXXXXX       | XX   | XXXXXX          | XX       | XXXXXX | XX |
| Total Tax Collected to date           | \$          | _____ |                             | Payment of Bond Principal                                 |              |      |                 |          | XXXXXX | XX |
| Total Expended to date                | \$          | _____ |                             | Payment of bond Anticipation<br>Notes and Capital Notes   |              |      |                 |          | XXXXXX | XX |
| Total Acreage Preserved to date       |             | _____ |                             | Interest on Bonds                                         |              |      |                 |          | XXXXXX | XX |
|                                       |             | _____ |                             | Interest on Notes                                         |              |      |                 |          | XXXXXX | XX |
| Recreation land preserved in 2010:    |             | _____ |                             | Reserve for Future Use                                    |              |      |                 |          |        |    |
| Farmland preserved in 2010:           |             | _____ |                             | <b>Total Trust Fund Appropriations:</b>                   |              |      |                 |          |        |    |

Annual List of Change Orders Approved  
Pursuant to N.J.A.C. 5:30-11

Contracting Unit: Town of West New York

Year Ending: December 31, 2010

The following is a complete list of all change orders which caused the originally awarded contract price to be exceeded by more than 20 percent. For regulatory details please consult N.J.A.C. 5:30-11.1 et seq. Please identify each change order by name of the project.

1. NONE

2.


3.

4.

For each change order listed above, submit with introduced budget a copy of the governing body resolution authorizing the change order and an Affidavit of Publication for the newspaper notice required by N.J.A.C. 5:30-11.9(d). (Affidavit must include a copy of the newspaper notice).

If you have not had a change order exceeding the 20 percent threshold for the year indicated above, please check here  and certify below.

April 20 2011  
Date

  
Clerk of the Governing Body